



 **Marshalls**

GARDENS & DRIVEWAYS
2022 COLLECTION





*Everything you
need to create
your*

DREAM PROJECT

CONTENTS

BE INSPIRED

- 4 Creating Better Spaces
- 6 How to get started
- 8 Patio inspiration
- 10 Driveway inspiration
- 12 Setting the standards
- 14 Choosing the right installer
- 15 Marshalls Register
- 16 Bespoke service
- 17 Home delivery

GARDEN PAVING

NATURAL STONE

- 19 Scoutmoor®
- 20 Sawn Versuro®
- 22 Granite Eclipse®
- 24 Lazaro® Marble
- 25 Flamed Narias®
- 26 Antique Alverno®
- 27 Casarta Slate®
- 28 Towngate®
- 30 Natural Slate
- 31 Alvanley® Pavers
- 32 Sylvern®
- 33 Limestone Aluri®
- 34 Indian Sandstone River

PORCELAIN

- 36 SYMPHONY® Plus Planks
- 37 SYMPHONY® Plus Urban
- 38 SYMPHONY® Plus Natural
- 39 SYMPHONY® Plus Classic
- 40 SYMPHONY® Elements, Corten
- 41 SYMPHONY® Elements, Metallic
- 42 SYMPHONY® Matte
- 44 SYMPHONY® Planks
- 46 SYMPHONY® Urban
- 47 SYMPHONY® Natural
- 48 SYMPHONY® Classic
- 50 SYMPHONY® Lapis
- 51 Motus
- 52 Ar dara
- 53 Arrento®

CONCRETE

- 55 Woodstone®
- 56 Argent®
- 57 Heritage®
- 58 Perfecta®
- 59 Firedstone®
- 60 Saxon®
- 61 Textured Utility
- 62 Utility

DRIVEWAY PAVING

NATURAL STONE

- 64 Driveway Setts
- 65 Natural Stone Setts
- 66 Scoutmoor® Setts
- 67 Cropped Porphyry Setts
- 68 Magnasett®
- 69 Farnley® Setts
- 70 Granite Eclipse® Setts
- 71 Newdale

PORCELAIN

- 73 SYMPHONY® Plus Drive

CONCRETE

- 75 Drivesys® Original Cobble
- 76 Drivesys® Riven Stone
- 77 Drivesys® Flamed Stone
- 78 Drivesys® Split Stone
- 79 Driveline Metro®
- 80 Drivesett Argent®
- 81 Drivesett Coppice®
- 82 Driveline Nova®
- 83 Drivesett Natrale®
- 84 Drivesett® Tegula
- 86 Drivesett Savanna®
- 87 Drivesett Deco®
- 88 Standard Block Paving

DRAINAGE SOLUTIONS

- 90 Driveline Drain®
- 91 Drivesett Argent Piora®
- 92 Drivesett Tegula Piora®
- 93 Driveline Piora®

WALLING & ACCESSORIES

ARTIFICIAL GRASS

- 95 Summer Lawn
Village Green

NATURAL STONE WALLING

- 97 Sawn Versuro®
- 98 Traditional Natural Stone
- 99 Stoneface® Textured
- 100 Stoneface® Sawn Veneer
- 101 Stoneface® Drystack Veneer

CONCRETE WALLING

- 103 Argent®
- 104 Croft Stone®
- 105 Marshalite®
- 106 Tegula
- 107 Phoenix Facing Brick

COPING & CAPS

- 109 Concrete Coping & Caps

BULLNOSE STEPS

- 111 Natural Stone Steps

KERBS & EDGING

- 113 Marshalls Block Kerb
- 114 4-in-1 Kerb
- 115 Keykerb®
- 116 Drivesys Roundtop Edging
- 117 Drivesys Argent Edging

BORDERS

- 119 Borders

JOINTING

- 121 Jointing Matrix
- 122 Exterior Tile Grout
- 124 Exterior Jointing Grout
- 125 Weatherpoint
- 126 Joint Filling Sand
Paving Primer

OPTIONAL EXTRAS

- 128 Channels
Telescopic Posts
- 129 Pedestals
- 130 Green-Away

PRODUCT INFORMATION

- 132 Important General
Technical Information
- 133 Paving
- 135 Driveways
- 137 Walling, Steps & Finishing
- 138 Hard Landscape Guarantee
Order Select



Creating Better SPACES

Create your dream garden or driveway with Marshalls, the UK's leading hard landscaping supplier and trusted Superbrand.



YOUR COMPLETE LANDSCAPING SERVICE

From traditional schemes to contemporary or bespoke solutions, our comprehensive range of products provides you with more choice to find what's right for you.

UNMISTAKEABLE QUALITY

Built on 130 years of material and technical expertise, delivering with quality lies at the heart of everything we do, and all our products are designed, manufactured, and sourced to UKCA standards.

ETHICAL AND SUSTAINABLE

We are committed to operating in the most ethical and sustainable ways, for our customers, partners, stakeholders and the communities where we operate.

MADE IN BRITAIN

99% of all our quality-controlled, manufactured products are made in Britain, assuring you of increased product availability, even at times of peak demand and reduced carbon emissions in delivery.

MARSHALLS REGISTER

We're proud to champion the work of our trusted network of independent installers through the Marshalls Register, our nationally accredited landscape contractor scheme.

“Creating Better Spaces and futures for everyone is about much more than the products we offer. It's our promise that we'll do what's right for the people we work with, the communities we work in, and the countries where we operate.”



Martyn Coffey
CEO



HOW WILL YOU USE YOUR PATIO OR DRIVEWAY?

Here are some points to consider before selecting your samples.

FOR YOUR PATIO


- Do you want your patio to create a seamless transition between your house and garden?
- Do you want it to be in a sunny or shaded area?
- Does your busy life mean you need a low maintenance solution?
- Are you leaving enough room for integrated planting?
- Are you creating an entertaining space, or a peaceful sanctuary?
- Does it need to be child friendly?

FOR YOUR DRIVEWAY

- Is it practical for your family and friends?
- Is there enough room for cars and to access the road?
- Do you prefer traditional or contemporary?
- Do you want to add plants or shrubs to provide privacy?
- Have you thought about edging and lighting?

How to get

STARTED





FOLLOW OUR STEP-BY-STEP GUIDE

Use the four steps below and start turning your dream outside space into a reality.



BE INSPIRED

Take a look at our brochure and website to create the vision for how you'd like your dream outdoor space to look and feel.



ORDER SAMPLES

Why not get a feel for your product by getting a sample delivered straight to your door. Order online today at marshalls.co.uk/gardens-and-driveways



FIND AN INSTALLER

Choose a Marshalls Accredited installer to bring your project to life - marshalls.co.uk/findaninstaller



CHOOSE YOUR PRODUCTS

Browse our product ranges in the brochure and online, and speak to your installer to find the perfect choice for you.




PATIO

Perfection


Make integrated seating a feature of your garden design.

SEATING



“The cedar fencing is a dominant feature of this modern garden design, and the warm tones of the Elements Corten Copper compliment it perfectly, whilst elegant, period patterns of the Orate Matte stand out against this backdrop, guiding the visitor on a journey around the garden, taking in the stylish planting, fire pit and water feature along the way, to finish at one of the seated enclaves.”

James Dodds
J A Dodds Landscapes



PATHS

Introduce a mix of colours, sizes and planting to create an eye-catching contrast along your paths.

STEPS

Bring your step risers to life with a complementary feature pattern tile.



SYMPHONY® Matte Orate (pg42)

SYMPHONY® Elements Metallic Grey (pg41)

SYMPHONY® Elements Corten Copper (pg40)

“For a project on this scale, our aim was to create that a timeless classic that complemented both the property and its local environment. A single product solution would not have done the driveway justice, so instead we used a harmonious blend of shapes, designs and materials to create a more dynamic and engaging space.”

Jason Clarke
Jason Clarke Classic Paving

Deliver instant kerbside appeal and a warm welcome with a stylish entrance way.

ENTRANCE



Combine different materials, such as natural stone and concrete, to create contrast and frame your finished driveway.

EDGING



BORDERS

Use borders to break up areas of hard and soft landscaping, and to add another aspect to your design.

Drivesett Argent®
Graphite (pg80)

Driveway Setts (pg64)

Sawn Versuro®
Antique Silver (pg20)

Natural Stone Setts, Sawn &
Tumbled Silver Birch (pg65)

Drivesett Kerb
(pg113)

*For use on driveway edging only,
not for use as main driveway product




Desirable


DRIVEWAYS

Setting the

STANDARDS

At Marshalls we like to keep things simple, so to help you navigate through our brochure, we've created some quick reference icons that highlight their key features and benefits.





Made in Britain marque supports British manufacturers up and down the country, helping buyers at home and abroad identify and choose British-Made goods.

99% of all our manufactured products are made in Britain, and by manufacturing locally, we have full control of our stock availability, while monitoring product quality and working practices closely. By shopping from our Made in Britain range, you can rest assured in the knowledge that your carbon footprint is kept to a minimum.



All of our ranges combine exceptional performance and durability with contemporary designs.

Our porcelain paving has an extremely low water absorption rate of 0.05%, meaning liquids are unable to penetrate the surface of the tile, making it frost resistant, and less prone to staining and algae growth.

All of ranges are rated R11 for slip resistance, meaning they are perfect for domestic external use. Each paving slab is also rectified for technical consistency, and uniform joints.



Have complete assurance that all of our stone is quarried and produced in line with a clear set of ethical values, a supply chain that has documented processes and multi-stakeholder audits. This ensures no child labour is used, living wages are paid and basic health and safety standards are in place.

Marshalls was the UK's first heavy side materials company to be accepted into the prestigious UN Global Compact – the World's largest corporate citizenship and sustainability initiative. We are also proud members of the Ethical Trading Initiative (ETI).



Our Indian Sandstones don't just meet the base technical levels outlined in the British Standards, they beat them. Further to this, all of our Indian Sandstone has been fully calibrated providing unrivalled strength, durability and ease of installation.

Our stone is rigorously and repeatedly tested by an independent UKAS-accredited lab to be sure it is fit for purpose with low water absorption, flexural strength and frost resistance.



Our Grass Standard covers all areas you need to look at when considering your artificial grass purchase.

This standard sets the benchmark for quality with high quality backing, 100% polyethylene yarns and is also guaranteed against UV damage for 10 years.



Choosing the right

INSTALLER

After all your inspiration, planning and investment, finding the right installer is essential, as you will rely on their advice, product knowledge and workmanship to achieve the desired end result.



PLAN AHEAD

Installers are usually very busy, make sure you plan in advance to avoid disappointment.



INVITE MORE THAN ONE INSTALLER TO QUOTE

This is a big investment and you want to be happy with who you've selected.



VIEW THEIR ONLINE PROFILE

See if their skills and services match your requirements.



ASK TO SEE EXAMPLES OF PREVIOUS WORK

This is great for inspiration and good installers love to share their work.





Accredited Landscape Contractor

MARSHALLS REGISTER OF ACCREDITED LANDSCAPE CONTRACTORS

Investing in a new patio or driveway can completely transform your garden. It not only adds value to your property, but creates a more attractive and useable outdoor space.

Now in its 22nd year, the Marshalls Register of Accredited Landscape Contractors is here to help bring your project to life.

We are proud to champion the work of the Register of Marshalls accredited installers. These are independent businesses and, whilst they are not employed by Marshalls, we assess them for their installation skills on an ongoing basis.

THE MARSHALLS HARD LANDSCAPE GUARANTEE

As we assess them for their installation competence, only accredited landscape contractors can offer you the Marshalls Hard Landscape Guarantee.

The guarantee covers Marshalls products for 10 years and in the unlikely event that your installer has ceased trading, Marshalls will resolve any workmanship defects for 5 years.



SAWN VERSURO®

Design & Install by J & D Castle

BESPOKE

Service

Our bespoke service inspires a more creative look at our innovative stone and porcelain collection. The end result is a truly unique proposition, giving designers and homeowners the freedom to create a garden space that is one of a kind.

While natural stone offers full creative freedom for your bespoke project, porcelain can be used to create stunning pieces for your garden.

Take advantage of our Bespoke Service by contacting the Marshalls Team on **0333 220 2730**, where our specialists will guide you through the process and make your ideas a reality.



Marshalls



DELIVER

MARSHALLS HOME DELIVERY SERVICE

Marshalls Home Delivery is a simple and convenient service that gets you all the products you want, delivered exactly where you want them, transacted via your preferred local merchant.

Most of our products are available direct to your home making sure your project keeps on track. Minimum orders apply to all home delivery orders, for full details please contact our sales team on **0333 220 2730**.



TRACK YOUR DELIVERIES

All you need is your order number and site postcode to check the status:

marshalls.co.uk/delivery-progress



DELIVERED

to your door

NATURAL STONE

PAVING

*For more detailed imagery
and colour options, please
visit [marshalls.co.uk/
gardens-and-driveways](https://www.marshalls.co.uk/gardens-and-driveways)*



SCOUTMOOR®


Exclusive British Yorkstone

This stunning, premium British Yorkstone features in many iconic and prestigious locations across the UK, including Trafalgar Square owing to its timeless style and impressive technical performance. Scoutmoor is predominantly blue/grey in colour with sweeping variable brown bands.

Scoutmoor Diamond Sawn

Design & Install By Botanica Garden Design, Wirral.

COLOUR OPTIONS



PROJECT PACK - 18m² coverage

600 x RL x 20

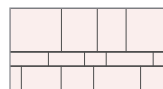
15 linear metres
per pack

400 x RL x 20

15 linear metres
per pack

200 x RL x 20

15 linear metres
per pack



IMPORTANT LAYING INFORMATION

- ✓ Sizes and coverage are actual and do not include joint width. **See pg 133** for specific installation guidelines.
- ✓ RL= Random length. This 18m² pack is made up of random length pieces between 300 - 900mm.



SAWN VERSURO®

Luxury natural stone with
an innovative finish

The Sawn Versuro collection is carefully hand selected from only the finest Indian Sandstone. This versatile range combines aspirational looks and performance with durability and elegance. Its innovative finish brings to life the charm and characteristics of this natural stone. Choose from a range of paving, walling, coping, edging and bullnose steps.



Sawn Versuro King Size Autumn Bronze Multi
Also shown: Sawn Versuro bespoke steps and bespoke circle
Design & Install by J & D Castle Chichester.



Sawn Versuro Antique Silver Multi
Also shown: Driveway Setts, Silver Birch

JUMBO SINGLE SIZE PACK

1210 x 1210 x 22

8
per pack
11.71m²
coverage

KING SIZE SINGLE SIZE PACKS

1260 x 760 x 22

14
per pack
13.41m²
coverage

1010 x 760 x 22

14
per pack
10.75m²
coverage

760 x 760 x 22

16
per pack
9.24m²
coverage

STANDARD SINGLE SIZE PACKS

855 x 570 x 22

35
per pack
17.06m²
coverage

570 x 570 x 22

60
per pack
19.49m²
coverage

570 x 285 x 22

120
per pack
19.49m²
coverage

LINEAR SINGLE SIZE PACKS


1210 x 310 x 22

25
per pack
9.38m²
coverage

1210 x 210 x 22

25
per pack
6.35m²
coverage

COLOUR OPTIONS



CARAMEL CREAM MULTI

AUTUMN BRONZE MULTI



ANTIQUE SILVER MULTI

GOLDEN SAND MULTI

COMPLEMENTARY PRODUCTS



SAWN VERSURO WALLING
pg 97



BORDERS
pg 119



BULLNOSE STEPS
pg 111



BESPOKE
pg 16

IMPORTANT LAYING INFORMATION

- ✓ Sizes and coverage are those attained when laid with a 10mm joint. **See pg 133** for specific installation guidelines.
- ✓ Available via order select.




GRANITE ECLIPSE®

Luxurious granite stone

A modern and stylish patio paving with a lightly flamed surface texture means it is extremely slip-resistant and guarantees precision, durability and consistent good looks. Create a truly bespoke look by blending the wide range of different sizes and complementary colours.

Granite Eclipse Dark features natural veining throughout, giving beautiful character to this natural stone.



Granite Eclipse Dark

Also shown: Granite Eclipse, Light border, Summer Lawn, Drystack Veneer Walling
Design & Install by R & A Garden Landscapes Ltd, Birmingham.



Granite Eclipse Light

SINGLE SIZE PACKS

1212 x 606 x 30

16
per pack
11.75m²
coverage

909 x 606 x 25

25
per pack
13.77m²
coverage

606 x 606 x 25

50
per pack
18.36m²
coverage

606 x 303 x 25

100
per pack
18.36m²
coverage

806 x 206 x 25

30 per pack **4.98m²**
coverage

PROJECT PACK - 18.36m² coverage

606 x 606 x 25

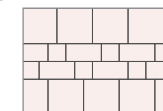
24
per pack

606 x 303 x 25


35
per pack

303 x 303 x 25

34
per pack



COLOUR OPTIONS



COMPLEMENTARY PRODUCTS



GRANITE ECLIPSE SETTS
pg 70



BULLNOSE STEPS
pg 111



BESPOKE
pg 16

IMPORTANT LAYING INFORMATION

- ✔ Sizes and coverage are those attained when laid with a 6mm joint. **See pg 133** for specific installation guidelines.
- ✔ Available via order select.



LAZARO® MARBLE

Classic elegance in iconic marble

This marble paving adds a timeless beauty to properties of all styles. The hallmark veining and white mottling of marble adds to the charm of this iconic stone and the gently tumbled finish promotes a subtle slip-resistant surface.



Lazaro Marble Pearl
Design & Install by Perfect Paving, Keston.

COLOUR OPTIONS



PROJECT PACK - 12.86m² coverage

710 x 410 x 30

14
per pack

610 x 410 x 30


14
per pack

510 x 410 x 30

14
per pack

410 x 410 x 30

14
per pack



IMPORTANT LAYING INFORMATION

- ✓ Sizes and coverage are those attained when laid with a 10mm joint. **See pg 133** for specific installation guidelines.
- ✓ Not to be installed with Weatherpoint and not suitable for use around swimming pools.
- ✓ Available via order select.



FLAMED NARIAS®

Eye-catching and strong
natural sandstone

Our hand-selected, eye-catching Indian Sandstone is precision saw cut and flame treated to enhance the distinct character and enrich the natural colour of the stone. Finished with a sleek sawn edge, the flaming process also provides a rugged surface texture, which is gently softened with a light brushing.

Flamed Narias Silver Birch Multi

Design & Install by IJS Contracting, St Neots.

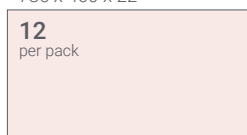
COLOUR OPTIONS



PROJECT PACK - 14.02m² coverage

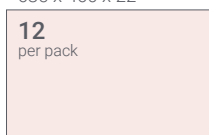
785 x 460 x 22

12
per pack




685 x 460 x 22

12
per pack



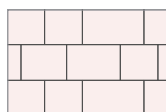
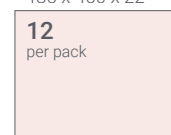
585 x 460 x 22

12
per pack



485 x 460 x 22

12
per pack



IMPORTANT LAYING INFORMATION

- ✓ Sizes and coverage are those attained when laid with a 10mm joint. **See pg 133** for specific installation guidelines.
- ✓ Available via order select.



ANTIQUÉ ALVERNO®

Premium antiqued natural stone

An ethically sourced natural stone paving, which is specially processed to achieve a subtly distressed riven finish with soft, timework edges. Unlike many similarly priced natural stone paving products, Antique Alverno is carefully hand-selected to ensure consistent colour.



Antique Alverno
Silver Birch Multi

COLOUR OPTIONS



AUTUMN BRONZE MULTI



GOLDEN SAND MULTI



SILVER BIRCH MULTI

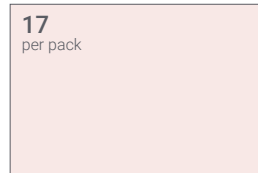


SILVER LIMESTONE MULTI

PROJECT PACK - 18.28m² coverage

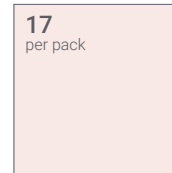
855 x 570 x 22

17
per pack



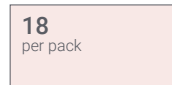
570 x 570 x 22

17
per pack



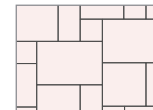
570 x 285 x 22

18
per pack



285 x 285 x 22

19
per pack



IMPORTANT LAYING INFORMATION

- ✓ Sizes and coverage are those attained when laid with a 10mm joint. See pg 133 for specific installation guidelines.



CASARTA SLATE®

Premium, tactile and durable
Brazilian slate

A beautiful large format, high quality slate from Brazil which imparts a luxurious contemporary look. This naturally clean splitting slate has a gentle riven surface texture and is hand selected for colour consistency. To create a complete look, add co-ordinating steps.

Casarta Slate Silver Grey

Also shown: Sawn Versuro Walling and Copings, Silver Multi
Design & Install by All Seasons Landscapes, Stockton-on-Tees.

COLOUR OPTIONS



SINGLE SIZE PACKS

810 x 810 x 20

25
per pack
16.4m²
coverage

810 x 405 x 20

50
per pack
16.4m²
coverage

405 x 405 x 20

100
per pack
16.4m²
coverage

PROJECT PACK - 18.61m² coverage

610 x 610 x 20

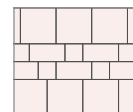
24
per pack

610 x 305 x 20

35
per pack

305 x 305 x 20

34
per pack



IMPORTANT LAYING INFORMATION

- ✓ Sizes and coverage are those attained when laid with a 10mm joint. **See pg 133** for specific installation guidelines.
- ✓ Available via order select.



TOWNGATE®

Characterful range of sawn sandstone


This value range of sawn sandstone still provides the charm and character of natural stone, is ethically sourced and covered by the Marshalls Stone Standard. Towngate is loosely colour selected, resulting in a more random colour variation once installed.



Towngate Brown Multi



COLOUR OPTIONS



SINGLE SIZE PACKS

915 x 610 x 18

37
per pack
20.65m²
coverage

610 x 610 x 18

64
per pack
23.81m²
coverage

610 x 305 x 18

128
per pack
23.81m²
coverage

PROJECT PACK - 20.93m² coverage

915 x 610 x 18

17
per pack

610 x 610 x 18

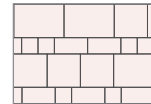
17
per pack

610 x 305 x 18

18
per pack

305 x 305 x 18

19
per pack



IMPORTANT LAYING INFORMATION

- ✓ Sizes and coverage are those attained when laid with a 10mm joint. **See pg 133** for specific installation guidelines.
- ✓ Available via order select.



NATURAL SLATE

Traditional slate with a modern blue twist

The beautiful riven surface of this slate is achieved during the natural splitting process, which is expertly done by skilled stonemasons. The rich aesthetic make this a striking paving choice.



Natural Slate

COLOUR OPTION



PROJECT PACK - 15.63m² coverage

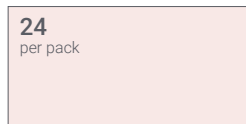
610 x 610 x *

24
per pack



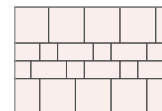
610 x 305 x *

24
per pack



305 x 305 x *

24
per pack



*Due to natural splitting surface, thickness is between 18-24mm.

COMPLEMENTARY PRODUCTS



DRYSTACK WALLING
pg 101

IMPORTANT LAYING INFORMATION

- ✓ Sizes and coverage are those attained when laid with a 10mm joint. **See pg 133** for specific installation guidelines.
- ✓ Available via order select.



ALVANLEY® PAVERS

A versatile sandstone paver

These sandstone pavers offer technically superior performance and provide a unique and luxurious finish to any space. Designed for patios, paths or for detailing edgings with a subtle blend of colour variation and tumbled edges.

Alvanley Pavers Silver Blend

Also shown: SYMPHONY Urban, Steel

Design & Install by Signature Landscapes Design & Build, Altrincham.

COLOUR OPTIONS



SINGLE SIZE PACK

305 x 105 x 22

600
per pack
19.22m²
coverage

COMPLEMENTARY PRODUCTS



SAWN VERSURO
pg 20



SYMPHONY URBAN
pg 46

IMPORTANT LAYING INFORMATION

- ✓ Sizes and coverage are those attained when laid with a 5mm joint. **See pg 133** for specific installation guidelines.
 - ✓ Available via order select.
- Alvanley Pavers should not be installed as a driveway application.



SYLVERN®

Superb, durable limestone

This limestone provides a warm grey colour with diverse tones and unique character that can only be found in natural stone. The naturally split surface is subject to a secondary process that provides an attractive clean finish, this coupled with crisp sawn edges is what lends this product to both traditional and contemporary designs.



COLOUR OPTION



SINGLE SIZE PACKS

915 x 610 x 22

30
per pack
16.74m²
coverage

610 x 610 x 22

30
per pack
11.16m²
coverage

PROJECT PACKS - 16.93m² coverage

915 x 610 x 22

14
per pack

610 x 610 x 22

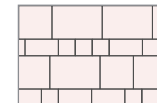
14
per pack

610 x 305 x 22

14
per pack

305 x 305 x 22

14
per pack



IMPORTANT LAYING INFORMATION

- ✓ Sizes and coverage are those attained when laid with a 10mm joint. **See pg 133** for specific installation guidelines.
- ✓ Limestone paving is susceptible to the elements and as a result will fade over time.
- ✓ Available via order select.




LIMESTONE ALURI®

Naturally textured limestone

The beautiful, natural texture of ethically sourced Limestone Aluri creates a truly unique finish in any setting. The lightly riven, even texture combined with its extreme durability is the ideal choice for family friendly gardens.

Limestone Aluri Silver

COLOUR OPTIONS



SINGLE SIZE PACKS - Charcoal, Silver

915 x 610 x 22

30
per pack
16.74m²
coverage

610 x 610 x 22

30
per pack
11.16m²
coverage

PROJECT PACK - 16.93m² coverage

915 x 610 x 22

14
per pack

610 x 610 x 22

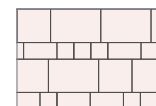
14
per pack

610 x 305 x 22

14
per pack

305 x 305 x 22

14
per pack



IMPORTANT LAYING INFORMATION

- ✓ Sizes and coverage are those attained when laid with a 10mm joint. **See pg 133** for specific installation guidelines.
- ✓ Limestone paving is susceptible to the elements and as a result will fade over time.
- ✓ Available via order select.



INDIAN SANDSTONE RIVEN

Value sandstone paving

Available in three natural colour variations, our ethically sourced Indian Sandstone is a technically robust yet affordable paving that has been hand selected to give a rustic finish which suits just about any residential setting. For a traditional finish, add the circle kit to complete your project.



Indian Sandstone Riven Brown Multi
Design & Install by P & K Landscape & Building Solutions, Haddington.

COLOUR OPTIONS



SINGLE SIZE PACKS

1140 x 570 x 18

35
per pack
22.74m²
coverage

855 x 570 x 18

45
per pack
21.93m²
coverage

570 x 570 x 18

70
per pack
22.74m²
coverage

570 x 285 x 18

140
per pack
22.74m²
coverage

PROJECT PACK - 20.96m² coverage

855 x 570 x 18

18
per pack

570 x 570 x 18


22
per pack

570 x 285 x 18

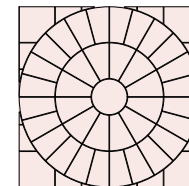
22
per pack

285 x 285 x 18

18
per pack



2 RING CIRCLE PACK - 6.33m² coverage*



2840mm dia,
37 items per pack

*1 centre stone,
12 inner ring,
24 outer ring.

IMPORTANT LAYING INFORMATION

- ✓ Sizes and coverage are those attained when laid with a 10mm joint. See pg 133 for specific installation guidelines.



PORCELAIN PAVING

*For more detailed imagery
and colour options, please
visit [marshalls.co.uk/
gardens-and-driveways](https://www.marshalls.co.uk/gardens-and-driveways)*

Motus Grey

SYMPHONY[®] PLUS PLANKS

Wooden plank effect design

The SYMPHONY Plus Planks range combines the benefits of using a porcelain product to achieve a timber deck aesthetic with ease of installation. The realistic natural wood designs and colours will create a stunning look that can blend seamlessly from external to internal designs.



SYMPHONY Plus Planks Sherwood

COLOUR OPTIONS



HOW IT WORKS

10mm porcelain
30mm concrete

SINGLE SIZE PACK

1200 x 300 x 40

30
per pack

10.79m²
coverage

IMPORTANT LAYING INFORMATION

- ✓ Sizes and coverage quoted are based on working dimensions, attained with a 5-8mm joint.
- ✓ This product comes with specific installation guidelines. See pg 133 for additional product notes.
- ✓ Available via order select.



SYMPHONY® PLUS URBAN

Industrial aesthetics and
colours for all designs

Purposefully chosen to suit a more contemporary setting, with the added benefit of quick and simple installation. The colours, size and distinctive design of the urban range are ideal for those wanting to create a modern look.

SYMPHONY Plus Putty

COLOUR OPTIONS



SINGLE SIZE PACK

800 x 800 x 40

15
per pack
9.62m²
coverage

IMPORTANT LAYING INFORMATION

- ✓ Sizes and coverage quoted are based on working dimensions, attained with a 5-8mm joint.
- ✓ This product comes with specific installation guidelines. See pg 134 for additional product notes.
- ✓ Available via order select.



SYMPHONY[®] PLUS NATURAL

Low maintenance
natural stone look

Three individual cool grey colours each with aesthetics representative of beautiful natural stone. The two sizes available will allow this range to be used in a multitude of designs.



SYMPHONY Plus Natural Mist

COLOUR OPTIONS



HOW IT WORKS

10mm porcelain
30mm concrete

SINGLE SIZE PACKS

1200 x 600 x 40

15
per pack
10.79m²
coverage

600 x 600 x 40

28
per pack
10.07m²
coverage

IMPORTANT LAYING INFORMATION

- ✓ Sizes and coverage quoted are based on working dimensions, attained with a 5-8mm joint.
- ✓ This product comes with specific installation guidelines. See pg 133 for additional product notes.
- ✓ Available via order select.





SYMPHONY® PLUS CLASSIC

Classic design to suit all projects

SYMPHONY Plus Classic Stone Dark Grey

The classic range is comprised of three popular colours and one traditional size, combined with innovation and engineered to be laid on sand for ease of installation. The design detail of the porcelain tile and plan size of this range have been selected to allow for both contemporary and traditional designs.

COLOUR OPTIONS



HOW IT WORKS
10mm porcelain
30mm concrete

SINGLE SIZE PACK

600 x 600 x 40

28
per pack
10.07m²
coverage

IMPORTANT LAYING INFORMATION

- ✓ Sizes and coverage quoted are based on working dimensions, attained with a 5-8mm joint.
- ✓ This product comes with specific installation guidelines. See pg 133 for additional product notes.
- ✓ Available via order select.



SYMPHONY® ELEMENTS CORTEN


Authentic colour tones to
create original designs

Purposely selected for their bold aesthetics, SYMPHONY Elements combines the beauty of authentic metals with the long-lasting benefits of porcelain. The Corten collection replicates metals which have been exposed to the elements, highlighting their weathered texture and blend of shimmering colour.



SYMPHONY Corten Copper

COLOUR OPTIONS



SINGLE SIZE PACK

1000 x 500 x 20

36
per pack
17.82m²
coverage

IMPORTANT LAYING INFORMATION

- ✓ Sizes and coverage quoted are based on working dimensions, attained with a 5-8mm joint. **See pg 134** for additional product notes.
- ✓ Each pack comes with the right amount of jointing compound.
- ✓ Available via order select.






SYMPHONY® ELEMENTS METALLIC

Luxurious finishes to create striking designs

SYMPHONY Elements Metallic Brown & Teal

Inspired by the latest colour trends, these paving slabs offer a contemporary design due to the embodiment of gleaming metal. Watch your patio subtly change shade throughout the day, as the natural light reflects from the surface.

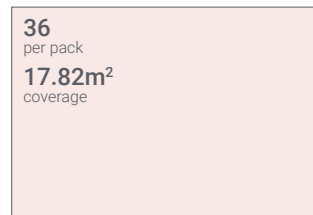
COLOUR OPTIONS



SINGLE SIZE PACK

1000 x 500 x 20

36
per pack
17.82m²
coverage



IMPORTANT LAYING INFORMATION

- ✓ Sizes and coverage quoted are based on working dimensions, attained with a 5-8mm joint. **See pg 134** for additional product notes.
- ✓ Each pack comes with the right amount of jointing compound.
- ✓ Available via order select.



SYMPHONY[®] MATTE

A unique matte finish

Another range inspired by the current trends, the unique aesthetic of SYMPHONY Matte allows you to create a stylish design for your patio. Create stunning step risers, pathways or intricate borders, by combining solid colours with decorative tiles.




SYMPHONY Matte Deco & Carbon



SYMPHONY Matte Cream & Botanic

COLOUR OPTIONS



SINGLE SIZE PACK

1000 x 500 x 20

36
per pack
17.82m²
coverage

IMPORTANT LAYING INFORMATION

- ✓ Sizes and coverage quoted are based on working dimensions, attained with a 5-8mm joint. See pg 134 for additional product notes.
- ✓ Each pack comes with the right amount of jointing compound.
- ✓ Available via order select.



SYMPHONY® PLANKS

A soft wooden plank look

All the aesthetic benefits of timber decking with none of the associated performance issues, SYMPHONY Planks Paving will not rot or splinter. Excellent slip-resistant performance and a high resistance to moss and algae growth means it is an attractive and long lasting solution.



SYMPHONY Planks Hampton



COLOUR OPTIONS



SINGLE SIZE PACKS

1200 x 300 x 20

48
per pack
17.28m²
coverage

1200 x 200 x 20

90
per pack

21.6m²
coverage

IMPORTANT LAYING INFORMATION

- ✓ Sizes and coverage quoted are based on working dimensions, attained with a 5-8mm joint. **See pg 134** for additional product notes.
- ✓ Each pack comes with the right amount of jointing compound.
- ✓ Available via order select.



SYMPHONY[®] URBAN


A striking industrial-look
porcelain paving

Designed to create an industrial and contemporary look, marrying modern design and sizes alongside the benefits of our classic porcelain paving. SYMPHONY Urban guarantees to provide a wow factor wherever it is used.



SYMPHONY Urban Ash
Design & Install by A Dunlop Landscapes, Prestwick.

COLOUR OPTIONS



SINGLE SIZE PACK

800 x 800 x 20

26
per pack
16.64m²
coverage

IMPORTANT LAYING INFORMATION

- ✔ Sizes and coverage quoted are based on working dimensions, attained with a 5-8mm joint. **See pg 134** for additional product notes.
- ✔ Each pack comes with the right amount of jointing compound.
- ✔ Available via order select.



SYMPHONY® NATURAL

Capturing the characteristics
of natural stone

The SYMPHONY Natural range offers designs that capture characteristics of natural stone, whilst boasting the benefits of a porcelain tile. This paving is perfect to use in those more shaded areas where natural stone may not be as well suited.

SYMPHONY Natural Copper
Design & Install by Harpenden Block Paving Co, Harpenden.

COLOUR OPTIONS



SINGLE SIZE PACKS

1200 x 600 x 20

26
per pack
18.72m²
coverage

Ivory, Copper

900 x 600 x 20

40
per pack
21.60m²
coverage

Senna

600 x 600 x 20

64
per pack
23.04m²
coverage

PROJECT PACK - 16.89m² coverage - Senna, Copper

900 x 600 x 20

13
per pack

600 x 600 x 20

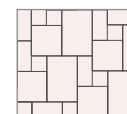
18
per pack

600 x 300 x 20

9
per pack

300 x 300 x 20

19
per pack



IMPORTANT LAYING INFORMATION

- ✓ Sizes and coverage quoted are based on working dimensions, attained with a 5-8mm joint. **See pg 134** for additional product notes.
- ✓ Each pack comes with the right amount of jointing compound.
- ✓ Available via order select.



SYMPHONY[®] CLASSIC

Eye-catching elegant
porcelain paving

The classic range is available in five contemporary colours, each with slight tonal variations giving a trendy, unique appearance. A selection of co-ordinated paving tile sizes are available, allowing for a variety of laying patterns to be achieved.



SYMPHONY Classic Barley

Also shown: Feature band and Pathway in SYMPHONY Planks. Top border, Natural Stone Setts, Sawn & Tumbled
Design & Install by Garden TLC Ltd, Oldham.



COLOUR OPTIONS



SINGLE SIZE PACKS

1200 x 600 x 20

26
per pack
18.72m²
coverage

Barley, Blauw, Blue

600 x 600 x 20

64
per pack
23.04m²
coverage

Barley, Buff,
Grey, Blauw,
Blue

BETA PROJECT PACK

- 16.16m² coverage
- Buff

800 x 800 x 20

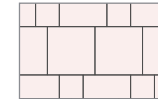
14
per pack

800 x 400 x 20

15
per pack

400 x 400 x 20

15
per pack



SIGMA PROJECT PACK

- 16.89m² coverage
- Barley, Blauw, Blue

900 x 600 x 20

13
per pack

600 x 600 x 20

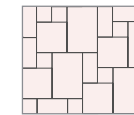
18
per pack

600 x 300 x 20

9
per pack

300 x 300 x 20

19
per pack



IMPORTANT LAYING INFORMATION

- ✔ Sizes and coverage quoted are based on working dimensions, attained with a 5-8mm joint. **See pg 134** for specific installation guidelines.
- ✔ Each pack comes with the right amount of jointing compound.
- ✔ Available via order select.



SYMPHONY[®] LAPIS

Terrazzo inspired design

Boasting all of the beauty of classic sedimentary stone, typically found within the Italian Lombardy region, SYMPHONY Lapis combines a prestigious look and feel with all of the benefits of a modern, low maintenance porcelain paving.



SYMPHONY Lapis Anthracite & Grey

COLOUR OPTIONS



SINGLE SIZE PACK

800 x 800 x 20

45
per pack
28.8m²
coverage

IMPORTANT LAYING INFORMATION

- ✓ Sizes and coverage quoted are based on working dimensions, attained with a 5-8mm joint. **See pg 134** for additional product notes.
- ✓ Each pack comes with the right amount of jointing compound.
- ✓ Available via order select.



MOTUS


Taking inspiration from the aesthetics of natural stone



Motus Graphite

This modern porcelain range provides an understated elegance whilst maintaining the charm of natural stone. Easy to maintain and with exceptional strength, Motus is ideal for a calming yet chic outdoor space.

COLOUR OPTIONS



SINGLE SIZE PACKS

1200 x 600 x 20

30
per pack
21.6m²
coverage

600 x 600 x 20

64
per pack
23.04m²
coverage

IMPORTANT LAYING INFORMATION

- ✓ Sizes and coverage quoted are based on working dimensions, attained with a 5-8mm joint. See pg 134 for additional product notes.
- ✓ Available via order select.



ARDARA

Contemporary architectural style

This large format paving has been produced using high quality raw materials to re-create that polished concrete look. Technically very strong and hard wearing, with extremely low water absorption, Ardara provides a simple but stylish feel to any space.



Ardara Grey

COLOUR OPTIONS



SINGLE SIZE PACKS

1200 x 600 x 20

34
per pack
24.48m²
coverage

IMPORTANT LAYING INFORMATION

- ✓ Sizes and coverage quoted are based on working dimensions, attained with a 5-8mm joint. **See pg 134** for additional product notes.
- ✓ Available via order select.



ARRENTO®


A collection of contemporary colour tones

This elegant paving exhibits class leading strength and technical ability beneath its elegant designs. Arrento porcelain is exceedingly practical requiring minimal maintenance as it absorbs little or no moisture, offering few opportunities for moss and algae growth.

Arrento Silver

Design & Install by All Seasons Landscape, Stockton-on-Tees.

COLOUR OPTIONS



SINGLE SIZE PACKS

900 x 600 x 20

48
per pack
25.92m²
coverage

600 x 600 x 20

64
per pack
23.04m²
coverage

Cream, Silver, Grey, Black

PROJECT PACK - 15.12m² coverage

600 x 600 x 20


24
per pack

500 x 300 x 20

24
per pack

300 x 300 x 20

24
per pack



IMPORTANT LAYING INFORMATION

- ✔ Sizes and coverage quoted are based on working dimensions, attained with a 5-8mm joint. **See pg 134** for additional product notes.
- ✔ Available via order select.



CONCRETE PAVING

*For more detailed imagery
and colour options, please
visit [marshalls.co.uk/
gardens-and-driveways](https://www.marshalls.co.uk/gardens-and-driveways)*




WOODSTONE®

All the beauty of real wood replicated in durable concrete

Woodstone is almost indistinguishable from genuine old timber, offering a sought-after weathered appearance of real timber, that will never rot, warp or splinter. Made from high-strength concrete, Woodstone lends itself to natural settings where other paving may look intrusive.

COLOUR OPTIONS



SINGLE SIZE PLANK PACKS

900 x 225 x 50

40
per pack

8.1m²
coverage

675 x 225 x 50

40
per pack

6.0m²
coverage

SINGLE SIZE STEPPING STONE LOGS

60
per pack

300-450mm dia x 40-75

IMPORTANT LAYING INFORMATION

- ✓ Sizes and coverage are actual and do not include joint width. **See pg 134** for specific installation guidelines.
- ✓ Available via order select.



ARGENT®

Stylish granite alternative

Contemporary chic paving that brings together an attractive blend of high quality granite aggregates to create a smart, sophisticated and modern finish. Ideal for creating a host of geometric patio patterns, with a full range of co-ordinating hard landscaping products for the perfect finish.



Argent Smooth Luna

COLOUR OPTIONS



SINGLE SIZE PACKS

600 x 600 x 38

25
per pack
9.0m²
coverage

600 x 450 x 38

25
per pack
6.8m²
coverage

450 x 450 x 38

56
per pack
11.3m²
coverage

400 x 400 x 38

60
per pack
9.6m²
coverage

600 x 200 x 38

25 **3.0m²**
per pack coverage

IMPORTANT LAYING INFORMATION

- ✓ Sizes and coverage are actual and do not include joint width. **See pg 134** for specific installation guidelines.
- ✓ Available via order select.





HERITAGE®

Elegant riven sandstone alternative

Heritage is cast from split stone flags with mason fettled edges. Versatile and elegant, this range offers a popular and attractive riven paving choice, with all the charm of genuine newly quarried Yorkstone.

Heritage Calder Brown
Also shown: Heritage Coping

COLOUR OPTIONS



SINGLE SIZE PACKS

600 x 600 x 38

22
per pack
7.9m²
coverage

600 x 450 x 38

22
per pack
5.9m²
coverage

450 x 450 x 38

44
per pack
8.9m²
coverage

600 x 300 x 38

44
per pack
7.9m²
coverage

300 x 300 x 38

44
per pack
4.0m²
coverage

IMPORTANT LAYING INFORMATION

- ✓ Sizes and coverage are actual and do not include joint width. **See pg 134** for specific installation guidelines.
- ✓ Available via order select.



PERFECTA®

Blended with hard Yorkstone aggregates for a smooth finish

Offering a smooth, ground terrazzo look at an affordable price. Perfecta is designed to complement all property styles, featuring visible Yorkstone aggregates with a smooth finish and chamfered edge.



Perfecta Buff

Design & Install by Exotic Landscapes Ltd, Bracknell.

COLOUR OPTIONS



SINGLE SIZE PACKS

500 x 600 x 35

30
per pack
10.8m²
coverage

450 x 450 x 35

60
per pack
12.2m²
coverage

COMPLEMENTARY PRODUCTS



SAXON COPING
pg 109



MARSHALITE WALLING
pg 105

IMPORTANT LAYING INFORMATION

- ✓ Sizes and coverage are actual and do not include joint width. **See pg 134** for specific installation guidelines.
- ✓ Available via order select.




FIREDSTONE®

Hand-crafted flagstone alternative

Stylish and versatile paving, moulded from original flame treated and hand crafted flagstones. With an attractive colour palette and a light, tactile texture, Firedstone is designed to brighten and enhance even the shadiest of garden spaces.

Firedstone Autumn

COLOUR OPTIONS



SINGLE SIZE PACKS

600 x 600 x 38

22
per pack
7.9m²
coverage

600 x 300 x 38

44
per pack
7.9m²
coverage

300 x 300 x 38

44
per pack
4.0m²
coverage

PROJECT PACK - 5m² coverage

600 x 600 x 38

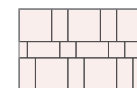
8
per pack

600 x 300 x 38

10
per pack

300 x 300 x 38

4
per pack



IMPORTANT LAYING INFORMATION

- ✓ Sizes and coverage are actual and do not include joint width. **See pg 134** for specific installation guidelines.
- ✓ Available via order select.



SAXON®

A trusted favourite for everyday living

Combines the functionality and durability of concrete paving with a distinctive and hardwearing textured finish. Using a blend of Yorkstone aggregate the practical, textured non-slip surface of Saxon is a popular choice with families UK wide.



Saxon Buff

COLOUR OPTIONS



SINGLE SIZE PACKS

600 x 600 x 35

30
per pack
10.8m²
coverage

450 x 450 x 35

60
per pack
12.2m²
coverage

600 x 300 x 35

30
per pack
5.4m²
coverage

300 x 300 x 35

60
per pack
5.4m²
coverage

IMPORTANT LAYING INFORMATION

- ✓ Sizes and coverage are actual and do not include joint width. **See pg 134** for specific installation guidelines.
- ✓ Available via order select.



TEXTURED UTILITY

Practical option for those understated areas

The ideal paving for practical areas around the home. This budget choice is hardwearing with a textured finish that adds character and slip resistance to properties.

Textured Utility Charcoal

COLOUR OPTIONS



SINGLE SIZE PACK

600 x 600 x 32

30
per pack
10.79m²
coverage

450 x 450 x 32

64
per pack
13m²
coverage

IMPORTANT LAYING INFORMATION

- ✓ Sizes and coverage are actual and do not include joint width. **See pg 134** for specific installation guidelines.
- ✓ Available via order select.



UTILITY

No nonsense utility paving

Utility paving offers a hardwearing and effective solution when basic paving is all that is required. Available in two surface finishes; Pendle has a riven profile, whilst Richmond has a flat, pimple surface.

Utility paving is not suitable for decorative areas.



Utility Pendle, Buff

COLOUR OPTIONS



SINGLE SIZE PACKS

600 x 600 x 38

25
per pack

9m²
coverage

450 x 450 x 32

60
per pack

13m²
coverage

IMPORTANT LAYING INFORMATION

- ✓ Sizes and coverage are actual and do not include joint width. **See pg 134** for specific installation guidelines.
- ✓ Available via order select.





NATURAL STONE DRIVEWAYS

*For more detailed imagery
and colour options, please
visit [marshalls.co.uk/
gardens-and-driveways](https://www.marshalls.co.uk/gardens-and-driveways)*

Cropped Porphyry Setts

DRIVEWAY SETTS

The ultimate in natural stone driveways

Precisely cut Driveway Setts produced from graded Indian Sandstone, hand selected for beautiful consistent colours. Perfect to give any home a real touch of luxury.



Driveway Setts Bands of Silver Birch and Autumn Bronze
Also shown: Banded with Cropped Granite Setts

COLOUR OPTIONS



AUTUMN BRONZE

SILVER BIRCH

PROJECT PACK - 8.28m² coverage

245 x 165 x 50


130
per pack

165 x 165 x 50

90
per pack

165 x 125 x 50

28
per pack



IMPORTANT LAYING INFORMATION

- ✔ Sizes and coverage are those attained when laid with a 5mm joint. **See pg 135** for specific installation guidelines.
- ✔ Available via order select.





NATURAL STONE SETTS

Superb traditional sandstone driveways

Natural Stone Driveway Setts are produced from specially selected Indian Sandstone, featuring naturally split stone to give a delicate riven or sawn surface. Hand selected for colour consistency and available in a range of sizes to create a truly outstanding driveway.

Natural Stone Setts Split & Tumbled, Silver Birch

COLOUR OPTIONS



SPLIT & TUMBLED SETTS - 9.24m² coverage

210 x 110 x 50
400
per pack

SAWN & TUMBLED SETTS - 10.33m² coverage

210 x 110 x 50
480
per pack

IMPORTANT LAYING INFORMATION

- ✔ Sizes and coverage are those attained when laid with a 10mm joint. **See pg 135** for specific installation guidelines.
- ✔ Available via order select.



SCOUTMOOR® SETTS


Exclusive and iconic
British Yorkstone

Scoutmoor is predominantly blue/grey in colour with sweeping variable brown bands. To complete the look, combine these setts with our impressive Scoutmoor paving.



Scoutmoor Setts Diamond Sawn

COLOUR OPTION



DIAMOND SAWN

SINGLE SIZE PACK - 7.75m² coverage

205 x 105 x 50

360
per pack

IMPORTANT LAYING INFORMATION

- ✔ Sizes and coverage are those attained when laid with a 5mm joint. **See pg 135** for specific installation guidelines.
- ✔ Available via order select.





CROPPED PORPHYRY SETTS

Create stunning driveways, borders and pathways

Offering a truly stunning variation in colour, these robust Porphyry setts, which have been split by hand on the top and bottom and cropped on four sides are sure to create a statement driveway.

COLOUR OPTION



SINGLE SIZE PACK - 9.68m² coverage

110 x 110 x 50

800
per pack

IMPORTANT LAYING INFORMATION

- ✔ Sizes and coverage are those attained when laid with a 10mm joint. **See pg 135** for specific installation guidelines.
- ✔ Available via order select.



MAGNASETT®

A statement choice for your property

Beautiful large stone setts designed to make a real statement. Equally suitable for use on both driveways and patios, these sandstone setts will add a unique and stylish look to your property and are available in two blended colours of naturally split stone which provides a delicate riven surface.



Magnasett Autumn Gold

Design & install by Avantgardens North East Ltd, Hartlepool.

COLOUR OPTIONS



PROJECT PACKS - 8.41m² coverage


410 x 410 x 50

16
per pack



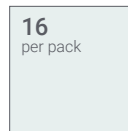
410 x 275 x 50

32
per pack




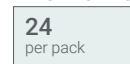
275 x 275 x 50

16
per pack



275 x 137 x 50

24
per pack



IMPORTANT LAYING INFORMATION

- ✔ Sizes and coverage are those attained when laid with a 10mm joint. **See pg 135** for specific installation guidelines.
- ✔ Available via order select.



FARNLEY® SETTS

Attractive natural stone
linear setts

Farnley Setts Silver Blue Multi

Sawn on all six sides and then gently tumbled, Farnley Setts have been purposefully designed to achieve both contemporary and traditional patterns. Choose from three different stone types and blends; Buff Multi made from an Indian Sandstone, Charcoal Multi a robust Indian Basalt or Silver Blue Multi, a stunning Limestone.

COLOUR OPTIONS



BUFF MULTI

CHARCOAL MULTI



SILVER BLUE MULTI

SINGLE SIZE PACK - 7.2m² coverage

200 x 50 x 50

720
per pack

IMPORTANT LAYING INFORMATION

- ✔ Sizes and coverage are actual and do not include joint width. **See pg 135** for specific installation guidelines.
- ✔ Available via order select.



GRANITE SETTS

Clean lines for a contemporary finish

Our stunning Granite Eclipse Setts are perfect for creating a contemporary driveway. Ethically sourced, with a rugged texture, they are sawn on all sides and flamed to deliver a modern format sett with excellent slip resistant qualities. Our Cropped Granite Setts make an ideal border or pathway feature to driveways and patios



Sawn Granite Eclipse Setts Dark

COLOUR OPTIONS



LIGHT (S)



DARK (S)



SILVER GREY (C)

SAWN PROJECT PACK - 8.04m² coverage - Light, Dark

355 x 155 x 50

90
per pack

255 x 155 x 50

60
per pack

155 x 155 x 50

30
per pack



CROPPED SINGLE SIZE PACKS - Silver Grey

210 x 110 x 100

200
per pack
4.62m²
coverage**

110 x 110 x 100

400
per pack
4.84m²
coverage**

IMPORTANT LAYING INFORMATION

- ✓ Sawn Granite Eclipse Setts sizes and coverage are those attained when laid with a 5mm joint. Cropped Granite Setts sizes and coverage are those attained when laid with a 10mm joint. **See pg 135** for specific installation guidelines.
- ✓ Available via order select (excluding Cropped Granite Setts)





NEWDALE

A stunning limestone driveway

Newdale is a premium limestone sourced for its stunning colour and then tumbled to give a characteristic finish. This ethically sourced natural stone will create a contemporary driveway that would compliment traditional or modern property types.

Newdale Platinum

COLOUR OPTION



PROJECT PACK - 8.04m² coverage

355 x 155 x 50


90
per pack

255 x 155 x 50

60
per pack

155 x 155 x 50

30
per pack



IMPORTANT LAYING INFORMATION

- ✔ Sizes and coverage are those attained when laid with a 5mm joint. **See pg 135** for specific installation guidelines.
- ✔ Available via order select.



LUXURY

PORCELAIN DRIVEWAYS

*For more detailed imagery
and colour options, please
visit [marshalls.co.uk/
gardens-and-driveways](https://marshalls.co.uk/gardens-and-driveways)*

SYMPHONY® PLUS DRIVE

A low maintenance and modern finish for your driveway

All the same fantastic advantages as standard porcelain paving, now for your drive. With the fantastic benefits of a strong concrete backing and a contemporary aesthetic finish, SYMPHONY Plus Drive is the perfect option for a modern finish.

SYMPHONY Plus Drive Grey
Also shown: with Sawn Granite Eclipse Setts, Dark.

COLOUR OPTIONS



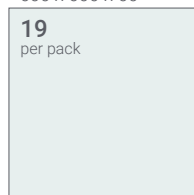
HOW IT WORKS

10mm porcelain
50mm concrete

SINGLE SIZE PACK - 6.84m² coverage

600 x 600 x 60

19
per pack



COMPLEMENTARY PRODUCTS



GRANITE ECLIPSE SETTS
pg 70

IMPORTANT LAYING INFORMATION

- ✓ Sizes and coverage quoted are based on working dimensions, attained with a 5-8mm joint.
- ✓ This product comes with specific installation guidelines. See pg 135 for additional product notes.
- ✓ Available via order select.



CONCRETE DRIVEWAYS

For more detailed imagery
and colour options, please
visit [marshalls.co.uk/
gardens-and-driveways](https://www.marshalls.co.uk/gardens-and-driveways)



DRIVESYS® ORIGINAL COBBLE

An elegant and timeless
reclaimed stone look

Drivesys Original Cobble creates a realistic antique cobble stone look with all the benefits of an engineered concrete driveway. Use a single colour finish or blend a variety of colours to enhance the charm of any home. Co-ordinating roundtop edges are available.

Drivesys Original Cobble Iron Grey and Canvas Mix

Design & Install by Arun Driveways, Little Hampton.

COLOUR OPTIONS



PROJECT PACK - 10.93m² coverage

215 x 130 x 60

160
per pack

185 x 130 x 60

80
per pack

165 x 130 x 60


80
per pack

145 x 130 x 60

80
per pack

130 x 130 x 60

80
per pack



IMPORTANT LAYING INFORMATION

- ✓ Sizes and coverage are actual and do not include joint width.
- ✓ **This product comes with specific installation guidelines, see pg 135** for additional product notes.
Marshalls recommends the patented Drivesys Driveway system is installed by Marshalls Register Installers.
- ✓ Each pack is supplied with the right amount of jointing compound. Some maintenance of this product will be required after initial install.
- ✓ Drivesys blocks come with a protective transportation seal which will remain slightly slippery underfoot until weathered. Once the seal has weathered blocks may appear lighter in colour.
- ✓ Available via order select.



DRIVESYS® RIVEN STONE


A subtle riven surface with sharp clean lines

An elegant driveway replicating lightly riven stone, but with the inherent strength and practicality of concrete. Complemented by crisp, straight edges, it offers an attractive and cost effective alternative to natural stone with a practical, hardwearing colour and finish.



Drivesys Riven Stone Silver Grey & Basalt Mixed
Design & Install by Newleaf Landscapes, Alfreton.

COLOUR OPTIONS



PROJECT PACK - 9.02m² coverage

220 x 160 x 60

100
per pack

200 x 160 x 60

60
per pack

180 x 160 x 60


80
per pack

160 x 160 x 60

20
per pack

120 x 160 x 60

30
per pack



IMPORTANT LAYING INFORMATION

- ✓ Sizes and coverage are actual and do not include joint width.
- ✓ **This product comes with specific installation guidelines, see pg 135** for additional product notes. Marshalls recommends the patented Drivesys Driveway system is installed by Marshalls Register Installers.
- ✓ Each pack is supplied with the right amount of jointing compound. Some maintenance of this product will be required after initial install.
- ✓ Drivesys blocks come with a protective transportation seal which will remain slightly slippery underfoot until weathered. Once the seal has weathered blocks may appear lighter in colour.
- ✓ Available via order select.






DRIVESYS® FLAMED STONE

An impactful driveway
with a prestigious feel

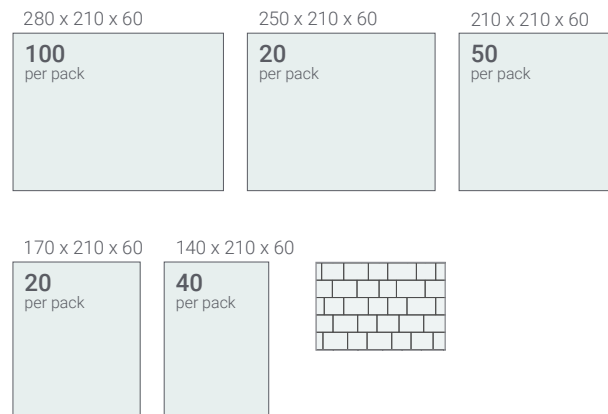
Create an impact with this larger sized driveway featuring a flamed-effect finish with the prestigious look and feel of Welsh Pennant stone. The realistic stone face profiles, and straight contemporary edges, along with hardwearing colour and finish, make this the perfect stone look driveway.

Drivesys Flamed Stone Blue Pennant
Design & Install by Discover Paving & Landscaping, Cheshire.

COLOUR OPTION



PROJECT PACK - 11.02m² coverage



IMPORTANT LAYING INFORMATION

- ✓ Sizes and coverage are actual and do not include joint width.
- ✓ **This product comes with specific installation guidelines, see pg 135** for additional product notes.
Marshalls recommends the patented Drivesys Driveway system is installed by Marshalls Register Installers.
- ✓ Each pack is supplied with the right amount of jointing compound. Some maintenance of this product will be required after initial install.
- ✓ Drivesys blocks come with a protective transportation seal which will remain slightly slippery underfoot until weathered. Once the seal has weathered blocks may appear lighter in colour.
- ✓ Available via order select.



DRIVESYS® SPLIT STONE

Subtly sophisticated
driveway solution

All the character of premium natural stone with the reliability of modern engineered concrete. This robust design is created using realistic split stone face profiles combined with a straight edge for a sophisticated result.



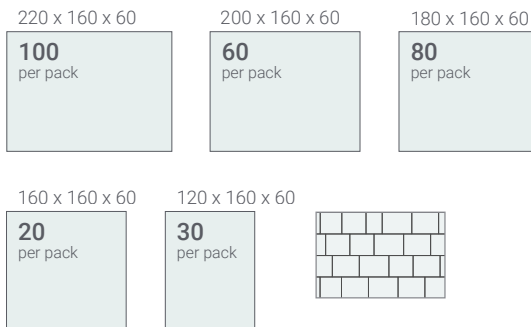
Drivesys Split Stone Basalt
Also shown: Drivesett Kerb
Design & Install by Jason Clarke Classic Paving, Stockport.

COLOUR OPTION



BASALT

PROJECT PACK - 9.02m² coverage



IMPORTANT LAYING INFORMATION

- ✓ Sizes and coverage are actual and do not include joint width.
- ✓ **This product comes with specific installation guidelines, see pg 135** for additional product notes.
Marshalls recommends the patented Drivesys Driveway system is installed by Marshalls Register Installers.
- ✓ Each pack is supplied with the right amount of jointing compound. Some maintenance of this product will be required after initial install.
- ✓ Drivesys blocks come with a protective transportation seal which will remain slightly slippery underfoot until weathered. Once the seal has weathered blocks may appear lighter in colour.
- ✓ Available via order select.



DRIVELINE METRO®

Striking and streamlined driveway style

Driveline Metro Light Grey & Dark Grey Mix

Also shown: Keykerb Small

Design & Install by Esse Landscapes, Crawley.

Achieve a sharp contemporary look with a distinctive streamlined shape. Lightly washed to expose the aggregate and to give a premium finish. Create an eye catching design statement by mixing the four carefully selected colour options.

COLOUR OPTIONS



SINGLE SIZE PACK - 6.74m² coverage

480 x 130 x 80

108
per pack

IMPORTANT LAYING INFORMATION

- ✓ Sizes and coverage are actual and do not include joint width. **See pg 135** for specific installation guidelines.
- ✓ Available via order select.



DRIVESETT ARGENT®


Stunning granite finish with premium aggregates

Achieve a premium granite look with this cost effective, attractive and hardwearing concrete. Co-ordinating paving and walling in the same range is available to provide greater design potential.



Drivesett Argent Graphite, Dark & Light Mix
Also shown: Driveline Drain, Natural.

COLOUR OPTIONS



PROJECT PACK - 10.75m² coverage

240 x 160 x 50 120 per pack	160 x 160 x 50 216 per pack	80 x 160 x 50 48 per pack	
--	--	--	--

IMPORTANT LAYING INFORMATION

- ✔ Sizes and coverage are actual and do not include joint width. See pg 135 for specific installation guidelines.
- ✔ Available via order select.






DRIVESETT COPPICE®

Distinctive blended
colours for a unique finish

Drivesett Coppice Cedar & Pennant Blend with an Oak Blend border detail
Design & Install by Jason Clarke Classic Paving, Stockport.

Blended from light to dark in each colour mix, the single size pack contains five different blends which, when laid create an impression of multiple sized block paving. The blocks are lightly riven with an aged edge detail that creates a distinctive driveway. Popular block size for ease of installation and three versatile colours blended to suit a broad range of house types.

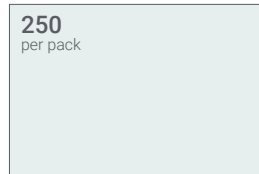
COLOUR OPTIONS



SINGLE SIZE PACK - 9.6m² coverage

240 x 160 x 50

250
per pack



IMPORTANT LAYING INFORMATION

- ✔ Sizes and coverage are actual and do not include joint width. **See pg 136** for specific installation guidelines.
- ✔ Available via order select.



DRIVELINE NOVA®

Traditional colours with a contemporary twist

A paving option with lots of design capabilities and versatility. From the successful combination of two contrasting colours, a larger size option and two textures, smooth and coarse. Driveline Nova gives a traditional product a contemporary edge.



Driveline Nova Coarse Brindle & Pebble Grey Mix
Design & Install by Garden TLC Ltd, Oldham.

COLOUR OPTIONS



SINGLE SIZE PACK - 9.72m² coverage

300 x 150 x 50

216
per pack

COMPLEMENTARY PRODUCTS



GRANITE ECLIPSE SETTS
pg 70

IMPORTANT LAYING INFORMATION

- ✓ Sizes and coverage are actual and do not include joint width. **See pg 136** for specific installation guidelines.
- ✓ Available via order select.



DRIVESETT NATRALE®

A subtle and gentle
natural stone replica

Drivesett Natrale uses realistic split stone face profiles to provide a cost effective and practical alternative to natural stone driveways. The varied selection of block sizes and warm colour mixes can be used to create attractive random designs.

Drivesett Natrale Slate

Also shown: Keykerb Large, Charcoal

Design & Install by Arun Driveways, Little Hampton.

COLOUR OPTIONS



SINGLE SIZE PACKS

240 x 160 x 50

300
per pack
11.52m²
coverage

160 x 160 x 50

420
per pack
10.75m²
coverage

120 x 160 x 50

540
per pack
10.37m²
coverage

COMPLEMENTARY PRODUCTS



DRIVESETT KERB
pg 113

IMPORTANT LAYING INFORMATION

- ✓ Sizes and coverage are actual and do not include joint width. **See pg 135** for specific installation guidelines.
- ✓ Available via order select.



DRIVESETT® TEGULA

The most popular traditional block paving

Original and popular traditional block paving renowned for its lasting performance, offering a classic, high quality driveway. Designed to create an established, timeworn appearance with a variety of block sizes and rich, traditional colour blends.



Drivesett Tegula Charcoal
Design & Install by A Dunlop Landscapes, Preswick.



COLOUR OPTIONS



SINGLE SIZE PACKS

240 x 160 x 50

284
per pack
10.91m²
coverage

160 x 160 x 50

426
per pack
10.91m²
coverage

120 x 160 x 50

606
per pack
11.64m²
coverage

PROJECT PACK - 9.73m² coverage

- Traditional, Harvest, Pennant Grey, Charcoal

240 x 160 x 50

142
per pack

160 x 160 x 50


152
per pack

160 x 120 x 50

20
per pack



CIRCLE PACK - 2.6m diameter - Traditional, Pennant Grey



Size mm (nominal)	m ² /pack
2600	5.3

IMPORTANT LAYING INFORMATION

- ✓ This range is manufactured across the UK so colour variation may alter slightly to images represented.
- ✓ Due to possible batch colour variation, project packs should not be mixed with single sizes.
Sizes and coverage are actual and do not include joint width. **See pg 135** for specific installation guidelines.
- ✓ Available via order select - selected sizes only.



DRIVESETT SAVANNA®


Create a versatile driveway for everyday living

An all round great quality, great value product. Designed to create a classic driveway look and finish, with hardwearing performance. These classic shaped blocks are available in a range of contemporary colours and sizes to provide the right aesthetic for every property style.



Drivesett Savanna Traditional & Autumn Mix
Design & Install by All Seasons Landscapes, Stockton-on-Tees.

COLOUR OPTIONS



SINGLE SIZE PACKS

240 x 160 x 50	160 x 160 x 50	120 x 160 x 50
300 per pack 11.52m² coverage	420 per pack 10.75m² coverage	540 per pack 10.37m² coverage

IMPORTANT LAYING INFORMATION

- ✔ This range is manufactured across the UK so colour variation may alter slightly to images represented.
- ✔ Sizes and coverage are actual and do not include joint width. **See pg 136** for specific installation guidelines.
- ✔ Available via order select - selected sizes only.




DRIVESETT DECO®

Rustic and traditional
cobbled effect

Create a traditional cobbled effect with these smaller rustic blocks, offering an elegant aged appearance and a choice of rich colour blends. Drivesett Deco is suitable for use as driveway, edging feature or path coordinating beautifully with many other Marshalls paving and driveway products.

Drivesett Deco Traditional

COLOUR OPTIONS



SINGLE SIZE PACK - 10.67m² coverage

110 x 110 x 50

882
per pack

IMPORTANT LAYING INFORMATION

- ✓ Sizes and coverage are actual and do not include joint width. **See pg 136** for specific installation guidelines.
- ✓ Available via order select.



STANDARD BLOCK PAVING

A budget driveway solution

Budget block paving which offers a more attractive, practical and longer lasting option than a resin or asphalt product.



Standard Block Paving Bracken
Installed by James Bird Landscapes Ltd, Sheffield.

COLOUR OPTIONS



SINGLE SIZE PACK - 9.76m² coverage

200 x 100 x 50

488
per pack

IMPORTANT LAYING INFORMATION

- ✓ This range is manufactured across the UK so colour variation may alter slightly to images represented.
- ✓ Sizes and coverage are actual and do not include joint width. **See pg 136** for specific installation guidelines.
- ✓ Available via order select.





DRAINAGE SOLUTIONS

*For more detailed imagery
and colour options, please
visit [marshalls.co.uk/
gardens-and-driveways](https://marshalls.co.uk/gardens-and-driveways)*

Driveline Drain® Charcoal

DRIVELINE DRAIN®

Patented, innovative linear drainage solution

Driveline Drain is a concrete drainage system that provides a high performance solution to help reduce the risk of flooding and surface water. Designed to work with both contemporary and traditional styled projects, this product provides a more attractive and sustainable solution compared to metal or plastic drainage alternatives.


Driveline Drain Charcoal

Also shown: Drivesett Tegula, Pennant Grey.

COLOUR OPTIONS



ACCESSORIES



- 1: Driveline Drain
- 2: Rodding Box & Access Lid
- 3: Connector Plate

PACK SIZE INFORMATION

	Sizes mm (nominal)	No. items/ pack	No. blocks/ linear meter
Full size pack	150 x 100 x 168	240	24
Half size pack	150 x 11 x 168	96	9.6

IMPORTANT LAYING INFORMATION

- ✓ This product comes with specific installation instructions, **see pg 136** for additional product notes.
- ✓ Accessories (2&3*) are needed for a full installation. See installation guide for full details.
- ✓ Available via order select.





DRIVESETT ARGENT PRIORA®

A granite aesthetic with permeable properties

Drivesett Argent Priora Dark
Also shown: Drivesett Argent Priora, Light, Border.

The ultimate sustainable driveway option with no additional drainage required and no need for planning permission. Drivesett Argent Priora delivers the same contemporary granite look and appeal to your driveway with all of the peace of mind that comes with a permeable driveway.

COLOUR OPTIONS



PROJECT PACK - 8.06m² coverage

240 x 160 x 60


108
per pack

160 x 160 x 60

135
per pack

80 x 160 x 60

36
per pack



IMPORTANT LAYING INFORMATION

- ✓ Sizes and coverage are actual and do not include joint width.
- ✓ The Priora Sustainable Drainage System (SuDS) has been specifically designed to manage heavy rainfall. New and replacement driveways are exempt from planning requirements when they use SuDS. **See pg 136** for additional notes on legislation and installation guidelines.
- ✓ Available via order select.



DRIVESETT TEGULA PRIORA®

A versatile permeable solution with an aged look

Drivesett Tegula Priora has been designed to manage heavy rainfall in a sustainable way, with surface water passing through into the ground below. As a result, there is no need for planning permission or any additional drainage. Our Tegula ranges are renowned for their lasting high quality look, whilst featuring an elegant time-worn appearance.



Drivesett Tegula Priora Harvest & Traditional
Design & Install by Sandstone Landscape Construction, York.

COLOUR OPTIONS



SINGLE SIZE PACKS

240 x 160 x 60

232
per pack
8.91m²
coverage

160 x 160 x 60

348
per pack
8.91m²
coverage

120 x 160 x 60

492
per pack
9.45m²
coverage

IMPORTANT LAYING INFORMATION

- ✓ Sizes and coverage are actual and do not include joint width.
- ✓ The Priora Sustainable Drainage System (SuDS) has been specifically designed to manage heavy rainfall. New and replacement driveways are exempt from planning requirements when they use SuDS. **See pg 136** for additional notes on legislation and installation guidelines.
- ✓ This range is manufactured across the UK so colour variation may alter slightly to images represented.
- ✓ Available via order select.



DRIVELINE PRIORA®

A patented permeable driveway solution

The affordable permeable driveway solution, available in a range of attractive and popular colour options to enhance every home. Driveline Priora manages driveway drainage by allowing surface water to pass through the joints directly into the ground below, therefore not overloading the drains and reducing flood risk. Due to this, no planning permission or additional drainage is required.

Driveline Priora Brindle

Also shown: Driveline Priora Charcoal and Driveline 4 in 1 Kerb

COLOUR OPTIONS



SINGLE SIZE PACKS - 8.08m² coverage

200 x 100 x 60mm

404
per pack

IMPORTANT LAYING INFORMATION

- ✔ Sizes and coverage are actual and do not include joint width.
- ✔ The Priora Sustainable Drainage System (SuDS) has been specifically designed to manage heavy rainfall. New and replacement driveways are exempt from planning requirements when they use SuDS. **See pg 136** for additional notes on legislation and installation guidelines.
- ✔ This range is manufactured across the UK so colour variation may alter slightly to images represented.



ARTIFICIAL GRASS

For more detailed imagery and pile heights, please visit [marshalls.co.uk/gardens-and-driveways](https://www.marshalls.co.uk/gardens-and-driveways)





ALWAYS GREEN®

Providing 10 years of colour and vibrancy

Summer Lawn



Village Green

Summer Lawn is designed to perfectly replicate natural grass. The light reflection technology, jute colours in the textured thatch layer and soft polyethylene yarns make it look and feel extremely realistic.

Village Green is a green textured polyethylene thatch layer adds a more vibrant evergreen appearance to your artificial lawn, whilst still remaining soft and natural looking.

PILE HEIGHTS

SUMMER LAWN



VILLAGE GREEN



SINGLE SIZE ROLLS

Always Green® Artificial Grass	Pile Height mm	Width m	Length m
Summer Lawn	30	4	25
	26		
	22		
Village Green	30	4	25
	26		

A range of Always Green accessories and Shock Pads are also available.

IMPORTANT LAYING INFORMATION

- ✓ Always Green is supplied in 4m widths and can be cut to any length up to 25m. Minimum of 8sqm and cut to the nearest 1sqm length after that.
- ✓ All products come with specific installation guidelines, **see pg 137** for additional product notes.



NATURAL STONE WALLING

*For more detailed imagery
and colour options, please
visit [marshalls.co.uk/
gardens-and-driveways](http://marshalls.co.uk/gardens-and-driveways)*





SAWN VERSURO®

Create a co-ordinated finish
with this contemporary choice

Elegant Sawn Versuro walling will enhance any garden setting. Made from the same ethically sourced quartzite Indian Sandstone as the Sawn Versuro paving range to give a perfectly co-ordinated finish.

Sawn Versuro Walling Caramel Cream Multi
Sawn Versuro Paving, Caramel Cream Multi and Stoneface Drystack Veneer in Slate Dusk

COLOUR OPTIONS



PROJECT PACK - 4.26m² coverage

505 x 105 x 100

28 per pack

405 x 105 x 100

28 per pack

305 x 105 x 100

28 per pack

205 x 105 x 100

32 per pack

STRAIGHT COPING

500 x 136 x 50

50 per pack

IMPORTANT LAYING INFORMATION

- ✓ Sizes and coverage quoted are based on working dimensions, attained with a 5mm joint. **See pg 137** for specific installation guidelines.
- ✓ Available via order select.



TRADITIONAL NATURAL STONE

The classic, rustic walling choice

A beautiful pitched or tumbled finish, providing the perfect choice for traditional yet striking walling designs. Made from ethically sourced sandstone, hand-selected for colour consistency and designed to blend perfectly with Marshalls natural stone paving products.



Traditional Natural Stone Pitched Face Walling Silver Birch
Design & Install by Perfect Paving Ltd, Keston.

COLOUR OPTIONS



PROJECT PACK - 4.67m² coverage

310 x 100 x 70

215
per pack

230 x 100 x 70

290
per pack

IMPORTANT LAYING INFORMATION

- ✔ Sizes and coverage quoted are based on working dimensions, attained with a 10mm joint. See pg 137 for specific installation guidelines.
- ✔ Pitched Face Walling is faced on one side and two ends. Tumbled Walling is faced on all sides.
- ✔ Available via order select.



STONEFACE® TEXTURED

Create striking feature walls
with texture and depth

This stunning walling comes in a mix of smooth and textured finishes, with a variety of lengths, widths and thicknesses creating a truly unique looking walling. The mix in textures creates a more subtle colour blend creating a stunning and soft looking feature wall area.


Stoneface Textured

Also shown: Versuro Sawn Antique Silver Bullnose Steps as coping and Always Green, Playing Fields.

COLOUR OPTIONS



GOLDEN SAND MULTI



SILVER BIRCH MULTI

PROJECT PACK - 1.35m² coverage

Box A = 0.54m²

18
pieces

Box B = 0.45m²

17
pieces

Box C = 0.36m²

11
pieces

Thickness calibrated to 15mm +/- 1.5mm.
Min order 1 kit only. 1 Kit will contain box A, B and C* including primer.

IMPORTANT LAYING INFORMATION

- ✓ All products come with specific installation guidelines, **see pg 137** for additional product notes.
- ✓ For simple installation, the correct amount of primer and adhesive will be supplied with each pack.



STONEFACE® SAWN VENEER

Simple and striking
contemporary elegance


These beautiful natural stone veneers have been designed as cladding for existing or purpose built flat walls, combining all the aesthetics of sawn stone walling with the ease of the Stoneface installation method. Hand selected for a consistently matched colour blend that co-ordinates perfectly with all of the Sawn Versuro range.



Stoneface Sawn Veneer Silver Multi


Also shown: Argent Dark Coping and Always Green, Summer Lawn.

COLOUR OPTIONS



GOLDEN SAND MULTI

CARAMEL CREAM MULTI



AUTUMN BRONZE MULTI

SILVER MULTI

PROJECT PACK - 0.6m² coverage

500 x 100 x 15

4
per pack

400 x 100 x 15

4
per pack

300 x 100 x 15

4
per pack

200 x 100 x 15

4
per pack

100 x 100 x 15

4
per pack

IMPORTANT LAYING INFORMATION

- ✓ All products come with specific installation guidelines, **see pg 137** for additional product notes.
- ✓ For simple installation, the correct amount of primer and adhesive will be supplied with each pack.






STONEFACE® DRystack VENEER

A beautifully eye-catching focal point

Stoneface Drystack Veneer Nero Quartzite
Design & Install by Landscapia Ltd, Stourbridge.


Achieve a stunning finish that transforms existing or purpose built flat walls quickly and easily. These attractive natural stone veneers use a clever Z-cut panel format to disguise joint lines for a seamless effect.

COLOUR OPTIONS




SINGLE SIZE PACK - 0.5775m² coverage

150 x 550



CORNER PIECES

150 x 550



Copper Slate, Harvest Mix Quartzite,
Oyster Quartzite, Nero Quartzite, Slate Verte

IMPORTANT LAYING INFORMATION

- ✓ All products come with specific installation guidelines, **see pg 137** for additional product notes.
- ✓ For simple installation, the correct amount of primer and adhesive will be supplied with each pack.
- ✓ Thickness calibrated to 15mm +/- 1.5mm.



CONCRETE WALLING

*For more detailed imagery
and colour options, please
visit [marshalls.co.uk/
gardens-and-driveways](https://marshalls.co.uk/gardens-and-driveways)*



ARGENT®

Stylish granite look for a contemporary design



Argent Walling Light

Also shown: Argent Coping, Light.

Design & Install by Habitat Landscapes Ltd, Bedford.

Clean lines, cool grey colours and an attractive granite texture with sparkle give Argent walling a modern look and feel. This walling is the perfect partner for all other Argent products, creating a distinctive and cohesive finish.

COLOUR OPTIONS



SINGLE SIZE PACK - 6.1m² coverage

440 x 100 x 140

90
per pack

IMPORTANT LAYING INFORMATION

- ✓ Sizes and coverage are actual and do not include joint width. **See pg 137** for specific installation guidelines.
- ✓ Available via order select.



CROFT STONE®

A unique, easy to build walling solution

Designed specifically for the construction of small retained planter walls, Croft Stone walling is the perfect DIY choice. With no mortar required, the walls can be built and rebuilt to suit individual designs. Easy to construct with only one block size.



Croft Stone Walling Weathered

COLOUR OPTIONS



SINGLE SIZE PACK

- 2.7m² coverage

300 x 170 x 100

90
per pack

Number of units required per linear measure

Number of Courses	Length of Croft Wall				
	1.2m	2.4m	3.6m	4.8m	6m
1	4	8	12	16	20
2	8	16	24	32	40
3	12	24	36	48	60
4	16	32	48	64	80
5	20	40	60	80	100
6	24	48	72	96	120

IMPORTANT LAYING INFORMATION

- ✓ Sizes and coverage are actual and do not include joint width. **See pg 137** for specific installation guidelines.
- ✓ Available via order select.



MARSHALITE®

A versatile choice for any space

Marshalite Pitched Face Ash Multi
Also shown: Argent Coping, Dark.

Available in three natural and authentic stone finishes, a range of sizes and two attractive colours, Marshalite walling offers a versatile and effective choice to complement all garden design schemes.

COLOUR OPTIONS



SPLIT AND PITCHED SINGLE SIZE PACKS

440 x 100 x 140

90
per pack

6.1m²
coverage

300 x 100 x 65

297
per pack

6.9m²
coverage

220 x 100 x 65

360
per pack

6.2m²
coverage

RUSTIC SINGLE SIZE PACKS

300 x 100 x 65

297
per pack

6.9m²
coverage

220 x 100 x 65

320
per pack

5.5m²
coverage

IMPORTANT LAYING INFORMATION

- ✓ Please note the majority of these units are faced on one side only.
- ✓ Sizes and coverage are actual and do not include joint width. **See pg 137** for specific installation guidelines.
- ✓ Available via order select.



TEGULA

Add instant character to your property

Tegula walling features a high quality, rustic appearance designed to bring instant character to any property. The perfect combination to our popular Drivesett Tegula driveway paving.



Tegula Walling Traditional

Also shown: Heritage Coping/Old Yorkstone

Installed by Brockstone Landscape Construction Ltd, Liverpool.

COLOUR OPTION



TRADITIONAL

SINGLE SIZE PACKS

440 x 100 x 140

80
per pack

5.5m²
coverage

300 x 100 x 65

240
per pack

5.6m²
coverage

220 x 100 x 65

320 **5.52m²**
per pack coverage

IMPORTANT LAYING INFORMATION

- ✓ Sizes and coverage are actual and do not include joint width. **See pg 137** for specific installation guidelines.
- ✓ Faced on one side only.
- ✓ Available via order select.



PHOENIX FACING BRICK

Charming traditional handmade bricks with a modern finish

Recreating the timeless, warm look of quality crafted brickwork, Phoenix Facing Brick is made from concrete and offers the character and beauty found in historic handmade bricks, with the strength and durability of modern brick.

Phoenix Facing Brick Cottage Mix
Also shown Antique Alverno Silver Birch Multi

COLOUR OPTION



COTTAGE MIX

SINGLE SIZE PACK

- 6.6m² coverage

215 x 100 x 65

396
per pack

COMPLEMENTARY PRODUCTS



ANTIQUE ALVERNO PAVING
pg 26

IMPORTANT LAYING INFORMATION

- ✓ Sizes and coverage are actual and do not include joint width. See pg 137 for specific installation guidelines.



COPINGS & CAPS

*For more detailed imagery
and colour options, please
visit [marshalls.co.uk/
gardens-and-driveways](https://marshalls.co.uk/gardens-and-driveways)*



ARGENT®, Dark (DK)



ARGENT®, Light (LT)



DRIVESETT®, Traditional (TR)



HERITAGE®, Old Yorkstone (OY)



HERITAGE®, Yorkstone (Y)



PRECAST, Off White (OW)



SAXON®, Buff (B)



Practical and stylish finishes for all walling projects

PACK SIZE INFORMATION

	Sizes mm (nominal)	No. items/ pack	m /pack	Colours
Argent Coping				
Single Size Packs	600 x 136 x 50	50	30.5	LT, DK
	600 x 272 x 50	25	15.3	
Drivesett Coping				
Single Size Pack	600 x 300 x 45	20	6*	TR
Heritage Coping				
Single Size Pack	600 x 300 x 38	44	34.2	Y, OY

	Sizes mm (nominal)	No. items/ pack	m /pack	Colours
Precast Coping & Caps				
Coping Single Size Packs	600 x 140 x 50 to 30	56	33.6	OW
	600 x 280 x 50 to 30	27	16.2	
Pillar Caps Single Size Packs	380 x 380 x 76 to 32	24	n/a	
	280 x 280 x 63 to 32	48		
Saxon Coping				
Coping Single Size Packs	600 x 136 x 50	50	30.5	B
	600 x 272 x 50	25	15.3	B

IMPORTANT LAYING INFORMATION

✓ See pg 137 for specific installation guidelines.



BULLNOSE STEPS

For more detailed imagery and colour options, please visit [marshalls.co.uk/gardens-and-driveways](https://www.marshalls.co.uk/gardens-and-driveways)



Handcrafted natural stone steps for a beautifully co-ordinated finish

Sawn Versuro®, Caramel Cream Multi (CCM)



Lazaro® Marble, Ocean (O)



Sawn Versuro®, Golden Sand Multi (GSM)



Casarta Slate®, Silver Grey (SG)



Sawn Versuro®, Autumn Bronze Multi (ABM)



Casarta Slate®, Black (B)



Sawn Versuro®, Antique Silver Multi (ASM)



Granite Eclipse®, Light (EL)



Granite Eclipse®, Dark (ED)



Granite Eclipse®, Graphite (GR)



Lazaro® Marble, Pearl (P)



PACK SIZE INFORMATION

	Sizes mm (nominal)	No. items/pack	Colours
10 Step Kit			
Centre Stone	560 x 350 x 50 [†]	10	CCM, GSM, ABM, ASM, P, O, SG [†] , B [†] , EL, ED, GR, G, M
Corner Radius	350 x 350 x 50 [†]	20	
Centre Stone Pack			
Centre Stone	560 x 350 x 50 [†]	30	CCM, GSM, ABM, ASM, P, O, SG [†] , B [†] , EL, ED, GR, G, M

IMPORTANT LAYING INFORMATION


- ✓ See pg 137 for specific installation guidelines.
- ✓ Casarta Slate steps are 40mm thick.
- ✓ Order Select is supplied in Single Step Kits (A Single Step Kit comprises; 1 x Centre Stone and 2 x Corner Radius). Centre stones are also available as Order Select as well as Step Kits.



KERBS & EDGING

*For more detailed imagery
and colour options, please
visit [marshalls.co.uk/
gardens-and-driveways](https://marshalls.co.uk/gardens-and-driveways)*





Tegula® Kerb

MARSHALLS BLOCK KERB

Versatile, easy to use
block kerb



Drivesett® Kerb



Savanna® Kerb

All driveways will require some form of edge restraint for long-lasting structural stability. Provides attractive restraining edges for driveway and paving projects in some of our most popular aesthetics. These products can be laid easily to retain different shapes and orientations.

COLOUR OPTIONS

TEGULA KERB,
TRADITIONALDRIVESETT KERB,
PENNANT GREYSAVANNA KERB
CHARCOAL

	Sizes mm (nominal)	No. items/ pack	Colours
TEGULA KERB			
Standard Tegula Kerb	130 x 160 x 250	120	Traditional, Pennant Grey
Radial Internal & External	130 x 160 x 96 x 250	60	
Return Internal & External	160 x 160 x 250	1	
DRIVESETT KERB			
	120 x 80 x 240	192	Traditional, Pennant Grey, Harvest
SAVANNA KERB			
Single Size Pack	130 x 160 x 250	108	Charcoal

Tegula Kerb and Savanna Kerb co-ordinate with the equivalent block ranges.

IMPORTANT LAYING INFORMATION

- ✓ See pg 137 for specific installation guidelines.
- ✓ This range is manufactured across the UK so colour variation may alter slightly to images represented.



4-IN-1 KERB

One unit that gives four possibilities

Driveline 4-in-1 is the most contemporary version offering a smooth edging profile.

Drivesett 4-in-1 has been subtly tumbled to give a timeworn appearance with rustic edges.



PROFILE OPTIONS



	Sizes mm (nominal)	No. items/pack	Colours
Driveline Single Size Pack	100 x 100 x 200	240	Brindle, Charcoal
Drivesett Single Size Pack	100 x 100 x 200	240	Pennant Grey

IMPORTANT LAYING INFORMATION

- ✔ See pg 137 for specific installation guidelines.
- ✔ This range is manufactured across the UK so colour variation may alter slightly to images represented.



KEYKERB®

An affordable kerb option that adds a finishing touch


Keykerb Small Profile Charcoal
Also shown: Lazaro Marble Ocean Paving.

Essential to the look and practicality of every project, Keykerb large and small units are designed to work as a barrier or restraint between soft or decorative landscaping and a driveway or paving space.

COLOUR OPTION




LARGE PROFILES



Keykerb Large	Image No.	A (mm)	B (mm)	C (mm)	D (mm)	E (mm)	No. items/ pack
Standard (Dual purpose bullnosed and half battered)	1 2	100	127	200		100	252
Radial Bullnosed (Dual purpose internal/external)	3	70	127	200	95		72
90° Angle Internal (half battered)	4	127	127	200			
90° Angle External (half battered)	5	127	127	200	100		
Radial. Half battered (Dual purpose internal/external)	6	70	127	200	95		72
90° Angle Internal (bullnosed)	7	127	127	200			
90° Angle External (bullnosed)	8	127	127	200			

SMALL PROFILES



Keykerb Small	Image No.	A (mm)	B (mm)	C (mm)	D (mm)	E (mm)	No. items/ pack
Standard (Dual purpose bullnosed and splay)	9 10	100	127	125	100	100	378
Radial. Splay (Dual purpose internal/external)	11	70	127	125	95	100	108
90° Angle Internal Splay	12	127	127	125			
90° Angle External Splay	13	127	127	125	100		
Radial. Bullnosed (Dual purpose internal/external)	14	70	127	125	95		108
90° Angle Internal (bullnosed)	15	127	127	125			
90° Angle External (bullnosed)	16	127	127	125			



DRIVESYS® ROUNDTOP EDGING

Suitable for any driveway project

Complimenting the full Drivesys driveway range, the Roundtop Edge defines a driveway giving it a contemporary and sleek appearance.



Drivesys Roundtop Basalt
Also shown: Drivesys Original Cobble, Iron Grey

COLOUR OPTION



BASALT

SINGLE SIZE PACKS - 36.6 l/m coverage

	Sizes mm (nominal)	No. items/pack	Linear m/pack
Drivesys Roundtop edging	915 x 150 x 60	40	36.6

IMPORTANT LAYING INFORMATION

- ✓ See pg 137 for specific installation guidelines.
- ✓ Available via order select - minimum quantities apply.



DRIVESETT ARGENT® EDGING

Essential to the look and practicality of every project

Drivesett Argent Edging has the same premium granite look as the Drivesett Argent range and can be used to match or contrast our driveway or paving range.

Drivesett Argent Natural
Also shown: Drivesett Argent, Dark & Buff

COLOUR OPTIONS



SINGLE SIZE PACKS - 43.92 l/m coverage

	Sizes mm (nominal)	No. items/pack	Linear m/pack
Drivesett Argent edging	915 x 150 x 63	48	43.92

IMPORTANT LAYING INFORMATION

- ✓ See pg 137 for specific installation guidelines.
- ✓ Available via order select - minimum quantities apply.



BORDERS


*For more detailed imagery
and colour options, please
visit [marshalls.co.uk/
gardens-and-driveways](https://marshalls.co.uk/gardens-and-driveways)*

The perfect finishing touch to your paving project

Saxon®, Buff (B)



Round Top, White (W)



Argent®, Light (LT)




Sawn Versuro®, Caramel Cream Multi (CCM)



Argent®, Dark (DK)



Sawn Versuro®, Autumn Bronze Multi (ABM)



Contour, Buff (B)



Sawn Versuro®, Antique Silver Multi (ASM)



Round Top, Buff (B)



Sawn Versuro®, Golden Sands Multi (GSM)



Victorian Rope Top (RB)



Hewnstone Edging, Autumn (A)/Light Buff (LB)



	Sizes mm (nominal)	No. items/pack	Weight (kg/each)	Weight (kg/pack)	Colours
Saxon®	600 x 136 x 50	50	9	469	B
Argent®	600 x 136 x 50	50	9	507	LT, DK
Contour	600 x 150 x 50	54	9.5	513	B
Round Top	600 x 150 x 50	54	10.7	578	B, W
Sawn Versuro®	900 x 150 x 50	20	18.7	893	CCM, ABM, ASM, GSM
Victorian Rope Top	590 x 180 x 50	30	12.4	372	RB
Hewnstone Edging	200 x 450 x 50	20	8.6	172	A, LB

IMPORTANT LAYING INFORMATION

- ✓ See pg 137 for specific installation guidelines.
- ✓ Available via order select - minimum quantities apply.



JOINTING COMPOUNDS



Selecting the right jointing compound is vital, as every Marshalls Jointing Compound is made specifically for the material they will be installed with to create a strong and durable finish. To help you determine the most effective jointing compound for your project, we've put together the below installation matrix.

For further information or guidance, please contact Group Technical Services on 0333 220 2730.

Installation	Kiln Dried Sand	Weatherpoint® 365	Exterior Tile Grout	Exterior Jointing Grout	Drivesys® Jointing Compound
Ideal for Paving Installations		✓	✓	✓	
Ideal for Driveway Installations	✓			✓	✓ Drivesys only
Porcelain Paving		✓	✓	✓	
Sandstone Paving		✓	✓	✓	
Limestone Paving		✓	✓	✓	
Granite Paving				✓	
Marble Paving			✓	✓	
Slate Paving		✓	✓	✓	
Concrete Paving		✓	✓	✓ Smooth Surface Only	
Natural Stone Driveway Setts				✓	
Sawn Granite Driveway Setts				✓	
Drivesys® Driveway System					✓
Driveline® Driveways	✓				
Drivesett® Driveways	✓				
Standard Block Paving	✓				
Application					
Joint Width	2-5 mm	10-15 mm	3-5mm	3-50mm & min 20mm depth	5-30 mm
Bed Type	Flexible	Rigid	Rigid	Rigid	Semi-Flexible
Installation	Brush	Wet & Brush	Squeegee or tile blade	Squeegee or Brush	Wet & Brush
Installation Temperature	3-25°C	3-25°C	5-25°C	5-20°C	3-25°C
Weather Conditions	Dry	Dry/Light Rain	Dry	Dry, no rain within 6 hours of install	Dry/Light Rain
Coverage Per Tub	approx 4.5-6.5m ²	7m ²	4m ²	25m ²	2m ² based on Drivesys Cobble
Technical Difficulty (★ = easy ★★★★★ = hard)	★	★★	★★★★★	★★★★★	★★★★
Cure Time (depending on weather conditions)	n/a	24 hours crusting, 30 days fully cured	6-12 hours	Initial 1 hour	72 hours crusting, 30 days fully cured

EXTERIOR TILE GROUT

Contemporary tile grout
for use with outdoor
porcelain paving

Exterior Tile Grout delivers a smooth and sleek look to all outdoor paving including porcelain, natural stone and concrete. Available in a range of seven contemporary colours.



Exterior Tile Grout Mid Grey

Also shown: SYMPHONY Matte Botanic & Carbon; SYMPHONY Elements Metallic Teal

*Depending on humidity and temperature



COLOUR OPTIONS



SINGLE SIZE TUB

Weight per tub (kg)	Joint size (mm)	Coverage per tub (m ²)
15	3-5	4

IMPORTANT LAYING INFORMATION

- ✓ Not recommended for use on Drivesys or products laid on a flexible bed.
- ✓ Based on 600 x 600 x 20 paving unit with 3mm joint.
- ✓ **12 month shelf life from date of manufacture.**

EXTERIOR JOINTING GROUT


Cement based jointing grout

Exterior Jointing Grout is a cementitious jointing grout which will deliver a traditional look to garden paving and driveways. Ideal for use with porcelain, natural stone and concrete.



Exterior Jointing Grout Slate Grey
Also shown: Argent Paving Buff

COLOUR OPTIONS



SINGLE SIZE TUB

Weight per tub (kg)	Joint size (mm)	Coverage per tub (m ²)
25	3-50	25*

IMPORTANT LAYING INFORMATION

- ✓ Not recommended for use on Drivesys or products laid on a flexible bed.
- ✓ *Based on Sawn Versuro 560 x 560 with a joint width of 10mm.
- ✓ **12 month shelf life from date of manufacture.**

Please note: Installation should be carried out by a landscaping professional.

WEATHERPOINT® 365

All weather jointing material

Weatherpoint Grey

Also shown: Drivesys Roundtop Edging, Basalt

Weatherpoint 365 all weather jointing material speeds up installation time, reduces labour involvement and can be laid all year round, come rain or shine. With no mixing or waste, Weatherpoint 365 will withstand light pressure washing.

COLOUR OPTIONS



SINGLE SIZE TUB

Weight per tub (kg)	Joint size (mm)	Coverage per tub (m ²)
15	10-15	7*

IMPORTANT LAYING INFORMATION

- ✓ This product is not suitable for use with all types of paving materials, except Granite Eclipse®, Lazaro Marble®, Drivesys® and SYMPHONY® Plus Drive products.
- ✓ *Coverage is a guide based on a 450 x 450 plan size with 10mm joints at 35mm deep. Minimum 20mm joint depth for paving.
- ✓ **24 month shelf life from date of manufacture.**

JOINT FILLING SAND & PAVING PRIMER

Popular finishing essentials

Complete your project using Marshalls Joint Filling Sand, a special kiln dried sand with a fine grading which falls easily into joints.

Paving Primer is a high bond strength primer which is ideal for use on all outdoor paving.



SINGLE BAG



Weight per tub (kg)	Coverage per bag (m ²)
25	6

SINGLE TUB



Weight per tub (kg)	Yield per tub (l)
20	17



OPTIONAL EXTRAS

For more detailed imagery and colour options, please visit [marshalls.co.uk/gardens-and-driveways](https://www.marshalls.co.uk/gardens-and-driveways)

CHANNELS & TELESCOPIC POSTS

Additional finishing touches

Driveline® Channel can be used to channel water to a soakaway within the property boundary in line with Government legislation. This product co-ordinates with many of the Marshalls Driveway products and a number of other surface materials.

Telescopic Security Post is a simple but effective security device, can be used both in front of the garage and at the driveway entrance to deter theft.



CHANNELS



CHARCOAL

	Sizes mm (nominal)	No. items per pack	Linear m/pack
Single Size Pack	200 x 200 x 65	240	48

TELESCOPIC SECURITY POST



No. item per pack	Weight per pack (kg)	Colours
1	22	Black, Yellow, Stainless Steel

PEDESTALS

Innovative floating floor system for patio makeovers

Pedestals create a structurally robust 'floating floor' system which can be used with selected sizes and ranges of our porcelain, natural stone and concrete paving. Pedestals can be used on terraces, rooftops and for patio makeovers (where a stable base has already been installed).



SELF-LEVELLING



FIXED HEAD



STACKABLE SUPPORT PAD

	Sizes mm (nominal)	No. items per pack
Adjustable Paving Pedestal	22-35mm 35-55mm 55-95mm 95-165mm 165-235mm 200-270mm	25
Self-levelling Paving Pedestal	40-56mm 50-70mm 70-110mm 110-160mm 150-210mm 200-300mm	25
Stackable Paving Pedestal	150 x 10mm 150 x 15mm	250

IMPORTANT LAYING INFORMATION


- ✓ See pg 137 for specific installation guidelines.
- ✓ Available via order select.

GREEN-AWAY®

Simply spray on and leave it to do its magic

The ideal solution to remove mould, algae and lichen from all patio, driveway and pavement surfaces. It's also perfect for prevention and maintenance on your new project. Apply annually to keep mould, algae and lichen from developing.

Marshalls Green-Away comes in a handy 5L bottle covering up to a huge 300m² area when using our 12L professional sprayer.



- ✓ Almost PH neutral making it gentle and safe to use
- ✓ Removes and prevents mould, algae and lichen
- ✓ Mould & algae starts disappearing within 2 weeks
- ✓ Lichen and black spots start to shrink and disappear within 6 months
- ✓ Pet friendly once dried (keep away from ponds)

For step by step instructions, please visit our website



TECHNICAL INFORMATION

All the information held within this brochure was correct at the time of print and are subject to change. We would therefore recommend that you check our website for the latest information and digital brochure.

*Alternatively, please contact our Group Technical Services on **0333 220 2730**.*

IMPORTANT GENERAL TECHNICAL INFORMATION

Efflorescence

Efflorescence is a transient phenomenon of Ordinary Portland cement used in the manufacture of concrete products. The occurrence of efflorescence in the pores of the concrete can lead to the appearance of white patches on the surface or an overall lightening of colour, which is often mistaken for the product fading.

Whilst the appearance of efflorescence may be a concern, it is temporary and does not in any way affect the durability or long term performance of the concrete. Natural exposure to weathering is generally sufficient to erode the efflorescence and indeed it is always recommended that an initial period of weathering be allowed to take place.

Responsibility cannot be accepted for its occurrence. For further information, contact Group Technical Services 0333 220 2730.

Other Weathering

Weathering and site conditions can occasionally cause other variations in shade to appear. Differential weathering can cause patchy dark discolourations on the surface of individual units. Again this will generally diminish over time and will not affect long term performance. Natural stone may develop added markings, deposits or patches as mineral content oxidises.

All products can develop algae and organic growths under certain environmental conditions and may require cleaning. Areas adjacent to borders, plant pots and trees may discolour from transfer of plant-life; specialist maintenance advice may need to be sought.

Marshalls cannot accept responsibility for any of the above conditions.

Maintenance

Paving materials require periodic cleaning to maintain their appearance. Regular sweeping to prevent the build-up of detritus is recommended.

Light coloured blocks, whilst structurally sound for driveway use, do emphasise tyre marks and oil spills on the driveway.

It must be accepted that these products will need more maintenance if the overall appearance is to be maintained.

Proprietary cleaning agents are widely available. However care should be taken when buying cleaning agents as some varieties contain a concentration of acid, which can adversely affect the appearance of concrete products, clay and natural stone.

A trial on a small section of paving is always recommended prior to using on the full area.

For general cleaning of dirt and algae, vigorous brushing with a stiff yard broom with plenty of hot detergent solution (washing up liquid or non-bio washing powder), thoroughly rinsed with clean water should suffice. Repeated treatment may be required for paved areas sited beneath trees or in permanent/near permanent shade. In certain circumstances, prolonged contact with wet leaves can result in staining of the paved area. Such contact should be avoided wherever practical.

Power-washing

Power-washing with high-pressure equipment is not normally required. Should these methods be employed, the following precautions should be observed:

- i. Paving should be thoroughly swept to remove detritus (loose debris) that could act as an abrasive agent when moved by the force of a power jet.
- ii. A trial area should be tested before larger scale power-washing takes place.
- iii. No more than a medium pressure should be applied when washing paving.
- iv. The power-washing lance should be held at an oblique angle to the paving and at least 200mm (8") from the surface.
- v. If excess sand is washed from the joints during the washing exercise, it is important that the joints are re-sanded with similar materials upon completion.
- vi. If mortar joints between pavings are damaged during power-washing they should be re-pointed/made good with fresh pointing as required, to maintain the integrity of the paving.

For more information visit our website and download the Marshalls Cleaning & Maintenance Guide.

Suitability/Application

For more information visit our website and download the Marshalls Cleaning & Maintenance Guide.

The paving flags illustrated in this literature are primarily intended for domestic/landscape use only.

Paving flags suitable for areas subject to intense foot traffic, i.e. pedestrian precincts and commercial applications, etc. are detailed in separate literature. This literature is available on request by telephoning: 0333 220 2730.

For areas subject to vehicular overrun (driveways, parking areas, etc.), block paving products are recommended, (see Driveways section). The block paving products illustrated in this literature are intended for pedestrian and light vehicular overrun applications (driveways and similar).

For pavements subject to frequent overrun of heavy vehicles, block paving from our commercial/specification range should be used. These are detailed in separate literature, copies of which are available on request by telephoning: 0333 220 2730. Should customers be in doubt as to the suitability of any Marshalls product for a given application, please obtain guidance from Group Technical Services Tel: 0333 220 2730.

Colour Variation

The colours shown in this literature are as exact as photographic and printing processes will allow. You can get samples from www.marshalls.co.uk/homeowners. We strongly recommend that colours are judged and chosen from actual materials rather than photographic representation depicted herein. Although every effort is made to ensure consistency of product colour, variations between production batches can occur. We therefore recommend that, when purchasing materials, especially in the case of larger quantities, they all come from the same batch and that products are thoroughly mixed on site by drawing from a minimum of three packs.

Batch Variation

Concrete

Concrete products are made from naturally occurring materials, which means these materials can vary in colour, resulting in a slight variation in a finished product. Despite the use of quality materials, modern and up to date manufacturing techniques and quality control, variation between production batches can occur. Whilst any differences are generally quite minor, they will be noticeable when units from two production batches are laid consecutively within a single area.

We would always advise that batch codes are checked to reduce the risk of product variation and ensure consistency of finish. To prevent this, when multiple packs are being laid in one consecutive area, please ensure you check that they are all from the same production. The batch label will display the product code, with the first two letters identifying the works of origin and the week number indicating which week of the year the product was produced.

Porcelain

Colour variation can occur during the manufacturing process of porcelain products. To minimise any variation issues in our ranges, Marshalls only source from first choice tiles, which means we only take product from a reduced colour scale. We aim to always send your order from the same batch code, which can be found on all packaging. Please check all pack information is consistent before installation. The batch code is present on all packaging and is usually shown as a letter, followed by a number.

For our porcelain ranges where multiple sizes are available, we also do not recommend mixing product, even where batch codes are consistent. This is due to product being manufactured at different locations.

If you have any concerns, please contact our Group Technical Services Team

Natural stone

The natural origin of stone means that variation in colour, texture and markings is inevitable and is an inherent characteristic of all natural stone.

However, what differentiates Marshalls natural stone from our competitors is that all our stone goes through an agreed selection process for colour, which creates a more subtle and consistent blend across a finished project.

If you have any concerns, please contact our Group Technical Services Team.

Availability

Details of pack contents are listed for the guidance of stockists.

Product dimensions and weight, etc. are nominal and subject to manufacturing tolerances.

Trademarked and Patented Paving System

Priora is patented in UK and EP079168931.

® is used throughout the brochure to denote range that are registered trade marked in the UK (or in the UK/EU) in the name of Marshalls Mono Limited

Natural Stone

In natural stone iron spots can sometimes be identified, after installation. This is due to oxidation of iron materials within the matrix of the stone. This does not effect the structural integrity of the stone.

Staining

Certain common garden chemicals such as Ferrous Sulphate can stain paving. Please check the information given on the container holding the chemical. If chemicals are spilled on the paving remove immediately by rinsing away with clean water.

Marshalls Commitment to Quality & Innovation

Marshalls is committed to innovative product development and manufacture. To help you obtain maximum enjoyment and long service from any Marshalls product, we would be pleased to make you aware of the following:

The evolution of new product design is continuous and information is subject to change without notice. Customers should check with the stockist to ensure that they have the latest details.

All Marshalls products are manufactured to the appropriate European Standard where applicable. Where products (or intended usage) lie outside the scope of a British (or European) Standard, Marshalls own standard will be employed.

All products are supplied subject to Marshalls Standard Conditions of Sale, a copy of which is available on request. Liability in respect of any statements, conditions, warranties and representations made on behalf of the Company is limited in accordance with the terms set out in the Standard Conditions of Sale.

Health and Safety

Care should be taken when handling and installing Marshalls products. Guidelines on the Control Of Substances Hazardous to Health (COSHH) are available for all Marshalls products, either through our website, www.marshalls.co.uk/homeowners or from Group Technical Services, Tel: 0333 220 2730.

Marshalls Register

All Marshalls Register members are independent businesses and whilst assessed for their installation skills they are not employed by Marshalls.

Marshalls Register of installers are regularly inspected to ensure they comply with the membership agreement. Marshalls are not a party to the contract between the Registered installer and the customer. Marshalls cannot be held responsible for any installation undertaken by a Marshalls Register installer.

Becoming a Register Installer

Details of membership are available from Marshalls Register support team on 0333 220 2730.

PAVING NOTES

Common to all Marshalls Natural Stone:

- Marshalls endeavour to ensure that all natural stone products are covered by the Fairstone guarantee of quality. If the Fairstone Logo is visible on a product page be assured that this product is processed and supplied only by proven ethical sources (see page 14 for more information).
- All Marshalls Indian Sandstone paving is covered by the Marshalls Stone Standard quality mark of assurance. Where the Marshalls Stone Standard logo is visible on a sandstone page, be assured that this product not only meets but exceeds the base technical levels outlined in the British Standard.
- The natural origin of stone means variation in colour, texture and natural markings is inevitable. Marshalls strive through expert hand selection to ensure the integrity of each natural stone range, however as in all natural products some variation may occur.
- Natural Stone products come with specific installation guidelines. Please contact Group Technical Services on 0333 220 2730 or visit our website www.marshalls.co.uk prior to installation.
- Please note granite and marble are not suitable for use with WeatherPoint 365.
- For best practice, please slurry prime all natural stone and porcelain paving using Marshalls Paving Primer.

If you are laying any Marshalls patio materials for the first time, please contact Group Technical Services on 0333 220 2730 or visit our website www.marshalls.co.uk for installation advice.

pg19 SCOUTMOOR

- This pack is made up of random length pieces between 300 – 900mm. 15 linear metres of each gauge supplied. 18m² coverage without joints. Depending on the sizes in the pack the coverage with a joint will be between 18.5m² and 19m².
- This product is supplied 'direct to site' only.
- Slurry back natural stone to increase adhesion and prevent staining.
- It is recommended that you contact Group Technical Services for best installation advice when laying this paving.

pg20 SAWN VERSURO

- Remember if used indoors this paving should be sealed with a proprietary water based acrylic sealant.
- When using Jumbo and King Size, due to the weight of the units mechanically aided lifting is essential.
- Please note Jumbo and King Size can only be delivered direct to site.

- This paving is ideal for jointing with Weatherpoint 365, Exterior Jointing Grout or Exterior Tile Grout.
- Slurry back natural stone to increase adhesion and prevent staining.

pg22 GRANITE ECLIPSE

- As Granite Eclipse is a natural material, varying degrees of quartz veining may be apparent in some pieces.
- Make sure, if used indoors, paving is sealed with a proprietary water-based acrylic sealant.
- This paving is ideal for use with Exterior Tile Grout. We would advise the application of a Temporary Stone Sealer before the application of the grout to maintain the finish to the paving.
- Occasionally small micro-fissures can be apparent within Granite Eclipse Graphite, these are not a sign of weakness and cause no issue technically to the stone.
- Slurry back natural stone to increase adhesion and prevent staining.

pg24 LAZARO MARBLE

- A marble product which should be installed on full mortar bed, and jointed with a proprietary waterproof grout.
- Ensure cutting is carried out using a power saw with the appropriate quality diamond blade.
- Slurry back natural stone to increase adhesion and prevent staining.
- Not suitable for use around a chlorinated or salt water pool.
- For perfect installation of this exceptional paving Marshalls recommend specific primers and bonding agent. Your Register Installer should refer to their Installation Guide or call Group Technical Services on 0333 220 2730.

pg25 FLAMED NARIAS

- A lightly flamed natural stone product.
- This paving is ideal for jointing with Weatherpoint 365, Exterior Jointing Grout or Exterior Tile Grout.
- Slurry back natural stone to increase adhesion and prevent staining.

pg26 ANTIQUE ALVERNO

- A natural stone paving product.
- This paving is carefully calibrated to a consistent thickness to ensure speed and precision of installation.
- This paving is ideal for jointing with Weatherpoint 365, Exterior Jointing Grout or Exterior Tile Grout.
- Slurry back natural stone to increase adhesion and prevent staining.

pg27 CASARTA SLATE

- Natural slate inevitably shows variation in colour, so viewing the actual samples is always recommended.
- Also dark slate sometimes surface blemishes occur during installation, these will weather in over time.
- If used indoors an appropriate water-based sealant is recommended.
- This paving is ideal for jointing with Weatherpoint 365, Exterior Jointing Grout or Exterior Tile Grout.
- Slurry back natural stone to increase adhesion and prevent staining.

pg28 TOWNGATE

- This paving has not met the rigorous colour tolerance grading given to our premium grade Versuro Sandstone, therefore more colour variation will be apparent when laid.
- Slurry back natural stone to increase adhesion and prevent staining.

pg30 NATURAL SLATE

- This product is not intended for driveways.
- This is a natural split product, the thickness can therefore vary between 18-24mm.
- Slurry back natural stone to increase adhesion and prevent staining.

pg31 ALVANLEY PAVERS

- This product is not intended for driveways.
- This paving is ideal for jointing with Weatherpoint 365, Exterior Jointing Grout or Exterior Tile Grout.
- Requires a rigid installation with a joint width of 10mm.
- Slurry back natural stone to increase adhesion and prevent staining.

pg32 SYLVERN

- Install on a full mortar bed.
- This paving is ideal for jointing with Exterior Tile Grout.
- Please note that this product can lighten slightly over a period time. This is a natural weathering process. Cleaning with acid based products should be avoided because this will cause a rapid lightening of the surface.
- Slurry back natural stone to increase adhesion and prevent staining.

pg33 LIMESTONE ALURI

- Please note that Charcoal and Silver can lighten through natural weathering.
- Slurry back natural stone to increase adhesion and prevent staining.

pg34 INDIAN SANDSTONE RIVEN

- A budget natural stone product.
- This paving is ideal for jointing with Weatherpoint 365, Exterior Jointing Grout or Exterior Tile Grout.
- Ironing staining may appear on the surface of this product once installed, this causes no technical issues to the stone.
- Always lay larger face upwards.
- Slurry back natural stone to increase adhesion and prevent staining.

pg36-39 SYMPHONY PLUS

- Prior to handling and installation, check the paving for damage. Complaints about visible damage will not be accepted after installation.
- There may be some colour variation between production batches. Batch codes, quantity and colour should therefore be checked prior to install.
- Please make a note of the shade code of the product you have received. This will be advantageous if you need to place orders at a later date to complete a job as it will allow us to send the best match possible.
- Customers should not mix different sizes of the same colour, as there could be colour/shade variation due to the different batches.
- SYMPHONY Plus comes with specific installation guidelines. Full installation guideline can be downloaded from our website or contact Group Technical Services on 0333 220 2730.
- When using SYMPHONY Plus, due to the weight of the units, mechanically aided lifting is essential.
- Sizes and coverage are based on working dimensions, and those attained with a 5-8mm joint.
- For perfect results these products require appropriate cutting tools and correct installation techniques. Consult a Marshalls Register installer or contact Group Technical Services on 0333 220 2730.

pg40-50 SYMPHONY

- Prior to handling and installation, check the paving for damage. Complaints about visible damage will not be accepted after installation.
- There may be some colour variation between production batches. Batch codes, quantity and colour should therefore be checked prior to install.
- A dry lay of this product is recommended before installing onto the full mortar bed to ensure the best colour blend is achieved.
- Please make a note of the shade code of the product you have received. This will be advantageous if you need to place orders at a later date to complete a job as it will allow us to send the best match possible.
- Customers should not mix different sizes of the same colour, as there could be colour/shade variation due to the different batches.
- Porcelain paving, with the exception of the SYMPHONY Plus range, must be primed with a Marshalls Paving Primer before installing onto a full mortar bed. All building materials should be protected from bad weather, both during storage and after initial installation.
- Packs of Symphony are supplied with just the right amount of your chosen jointing product. Choose between Exterior Jointing Grout or Exterior Tile Grout.
- Sizes and coverage quoted are based on working dimensions, attained with a 5-8mm joint.
- For perfect results these products require appropriate cutting tools and correct installation techniques. Consult a Marshalls Register installer or contact Group Technical Services on 0333 220 2730.

pg51 MOTUS

- Prior to handling and installation, check the paving for damage. Complaints about visible damage will not be accepted after installation.
- There may be some colour variation between production batches. Batch codes, quantity and colour should therefore be checked prior to install.
- A dry lay of this product is recommended before installing onto the full mortar bed to ensure the best colour blend is achieved.
- Please make a note of the shade code of the product you have received. This will be advantageous if you need to place orders at a later date to complete a job as it will allow us to send the best match possible.
- Customers should not mix different sizes of the same colour, as there could be colour/shade variation due to the different batches.

- Porcelain paving, with the exception of the SYMPHONY Plus range, must be primed with a slurry primer before installing onto a full mortar bed. All building materials should be protected from bad weather, both during storage and after initial installation.
- Sizes and coverage quoted are based on working dimensions, attained with a 5-8mm joint.
- Paving should be installed rigidly.
- Movement joints should be considered for large areas. For further information and full installation advice contact 03704 112233 to speak with our Technical Team.

pg52 ARDARA

- Prior to handling and installation, check the paving for damage. Complaints about visible damage will not be accepted after installation.
- There may be some colour variation between production batches. Batch codes, quantity and colour should therefore be checked prior to install.
- A dry lay of this product is recommended before installing onto the full mortar bed to ensure the best colour blend is achieved.
- Please make a note of the shade code of the product you have received. This will be advantageous if you need to place orders at a later date to complete a job as it will allow us to send the best match possible.
- Customers should not mix different sizes of the same colour, as there could be colour/shade variation due to the different batches.
- Porcelain paving, with the exception of the SYMPHONY Plus range, must be primed with a slurry primer before installing onto a full mortar bed. All building materials should be protected from bad weather, both during storage and after initial installation.
- Sizes and coverage quoted are based on working dimensions, attained with a 5-8mm joint.
- Paving should be installed rigidly.
- Movement joints should be considered for large areas. For further information and full installation advice contact 03704 112233 to speak with our Technical Team.

pg53 ARRENTO

- Sizes and coverage quoted are based on working dimensions, attained with a 5-8mm joint.
- Individual sizes, 600x600 and 900x600, are not suitable to be installed together, even if the batch code is the same.
- For perfect results Arrento Porcelain products require appropriate cutting tools and correct installation techniques. Consult a Marshalls Register installer or contact Group Technical Services on 0333 220 2730.

- Prior to handling and installation, check the paving for damage. Complaints about visible damage will not be accepted after installation.
- There may be some colour variation between production batches. Batch codes, quantity and colour should therefore be checked prior to install.
- A dry lay of this product is recommended before installing onto the full mortar bed to ensure the best colour blend is achieved.
- Please make a note of the shade code of the product you have received. This will be advantageous if you need to place orders at a later date to complete a job as it will allow us to send the best match possible.
- Customers should not mix different sizes of the same colour, as there could be colour/shade variation due to the different batches.
- Porcelain paving, with the exception of the SYMPHONY Plus range, must be primed with a slurry primer before installing onto a full mortar bed. All building materials should be protected from bad weather, both during storage and after initial installation.

pg55 WOODSTONE

- Woodstone are faced on both edges for a realistic look.

pg56 ARGENT

- Can be laid on sand bed with sand joint max size 450x450mm.
- For a contemporary look choose Argent Smooth, for greater slip skid properties try Argent Textured.
- This paving is ideal for jointing with Weatherpoint 365, Exterior Jointing Grout or Exterior Tile Grout.

pg57 HERITAGE

- Paving should be bedded on a full bed of mortar.
- This paving is ideal for jointing with Weatherpoint 365, Exterior Jointing Grout or Exterior Tile Grout.

pg58 PERFECTA

- Yorkstone aggregates, give this product excellent non-slip properties, even when wet.
- This paving is ideal for jointing with Weatherpoint 365, Exterior Jointing Grout or Exterior Tile Grout.

pg59 FIREDSTONE

- Paving should be bedded on a full bed of mortar.
- This paving is ideal for jointing with Weatherpoint 365, Exterior Jointing Grout or Exterior Tile Grout.

pg60 SAXON

- This paving is ideal for jointing with Weatherpoint 365, Exterior Jointing Grout or Exterior Tile Grout.

pg61 TEXTURED & UTILITY PAVING

- Although performance is good, sizes and colours will be limited, and finish may be varied.
- Sizes listed assume 10mm joint width.
- This paving is ideal for jointing with Weatherpoint 365, Exterior Jointing Grout or Exterior Tile Grout.

DRIVEWAY NOTES

General Driveway Notes

- All Marshalls driveway products in this brochure are designed for domestic vehicles only, they are not designed for commercial vehicles.
- Driveways must be installed with edge restraints for stability.
- Driveways must be installed in accordance with current legislation to manage and control water run-off.

Natural Stone Driveway Products

- Marshalls endeavour to ensure that all natural stone products are covered by the Fairstone guarantee of quality. If the Fairstone Logo is visible on a product page be assured that this product is processed and supplied only by proven ethical sources (see page 14 for more information).
- All Marshalls sandstone paving is covered by the Marshalls Stone Standard quality mark of assurance. Where the Marshalls Stone Standard logo is visible on a sandstone page, be assured that this product not only meets but exceeds the base technical levels outlined in the British Standard.
- Due to the nature of this product, you may see some colour variation in natural stone products.

Marshalls Concrete Driveway Products

- Mix blocks from a minimum of 3 of packs to ensure the correct colour blend.
- Take blocks from vertical columns rather than horizontal layers unless otherwise stated.
- Marshalls concrete block paving is manufactured in different factories. Colour may vary slightly across these works of manufacture.
- Marshalls can supply kiln dried sand, contact your local service centre for more information.
- Jointing sand should be introduced before the initial vibration and a rubber-faced matting on the vibrating plate should be used, except for SYMPHONY plus, where units should not be vibrated.

*For specific installation guides, please contact Group Technical Services on 0333 220 2730.

pg64-71 NATURAL STONE DRIVEWAYS

- Where a full mortar bed install is recommended, it is best practice to coat the back of each block with Marshalls Paving Primer before laying. This will assist bonding and stop draw through from the bed.

pg64 DRIVEWAY SETTS

- A premium stone driveway product.
- Please note due to the nature of this product significant variation between stones can occur.
- For paths and edging smaller quantities can be ordered via the Order Select service, see p138.
- Slurry back natural stone with Marshalls Paving Primer to increase adhesion and prevent staining.
- The use of the correct installation method is critical for this product, please contact Group Technical Services for more information.

pg65 NATURAL STONE SETTS

- Please note due to the nature of this product significant variation between stones can occur.
- Split and tumbled setts are calibrated.
- For paths and edging smaller quantities can be ordered via the Order Select service.
- Slurry back natural stone with Marshalls Paving Primer to increase adhesion and prevent staining.
- The use of the correct installation method is critical for this product, please contact Group Technical Services on 0333 220 2730 for more information.

pg66 SCOUTMOOR SETTS

- Spoiling may occur on a number of units, this is a natural phenomenon.
- Please note due to the nature of this product significant variation between stones can occur.
- Requires a rigid installation.
- Slurry back natural stone with Marshalls Paving Primer to increase adhesion and prevent staining.
- The use of the correct installation method is critical for this product, please contact Group Technical Services on 0333 220 2730 for more information.

pg67 CROPPED PORPHYRY SETTS

- Please note due to the nature of this product significant variation between stones can occur.
- These setts may sometimes be coated with a natural residue; this can be cleaned off with water after installation, or will naturally wear away overtime.
- Slurry back natural stone with Marshalls Paving Primer to increase adhesion and prevent staining.
- The use of the correct installation method is critical for this product, please contact Group Technical Services for more information on 0333 220 2730.

pg68 MAGNASETT

- Please note due to the nature of this product significant variation between stones can occur.
- Slurry back natural stone with Marshalls Paving Primer to increase adhesion and prevent staining.
- The use of the correct installation method is critical for this product, please contact Group Technical Services for more information on 0333 220 2730.

pg69 FARNLEY SETTS

- Please note due to the nature of this product significant variation between stones can occur.
- Designed to be butt jointed when installed.
- Slurry back natural stone with Marshalls Paving Primer to increase adhesion and prevent staining.
- The use of the correct installation method is critical for this product, please contact Group Technical Services for more information on 0333 220 2730.

pg70 SAWN GRANITE ECLIPSE SETTS

- As Granite Eclipse is a natural material, varying degrees of quartz veining may be apparent in some pieces.
- Please note due to the nature of this product significant variation between stones can occur.
- The use of the correct installation method is critical for this product.
- Please note Marshalls WeatherPoint 365 is **not suitable** for use with this product. Marshalls Exterior Jointing Grout or Exterior Tile Grout should be used instead.
- Slurry back natural stone with Marshalls Paving Primer to increase adhesion and prevent staining.

pg71 NEWDALE

- Please note due to the nature of this product significant variation between stones can occur.
- Slurry back natural stone with Marshalls Paving Primer to increase adhesion and prevent staining.
- The use of the correct installation method is critical for this product, please contact Group Technical Services for more information on 0333 220 2730.

pg73 SYMPHONY PLUS DRIVE

- This product comes with specific installation guidelines. Full installation guideline can be downloaded from our website or contact Group Technical Services on 0333 220 2730.
- When using SYMPHONY® Plus, due to the weight of the units, mechanically aided lifting is essential.

pg75-78 DRIVESYS RANGE

- It is essential that the Drivesys installation guidelines are followed.
- A soil test to check ground and permeability conditions should be completed prior to installation.
- The Drivesys system is not always suitable for poor ground conditions, such as heavy clay areas. We would recommend that you contact us prior to installation for further advice if ground conditions are not ideal.
- Drivesys must be installed with a solid edge restraint around the perimeter to retain the driveway.
- Drivesys units must come into full contact with the adjoining block when laid.
- Marshalls does not recommend installing Drivesys on a radius.
- Drivesys blocks come with a protective transportation seal which will remain slightly slippery underfoot until weathered. Once the seal has weathered blocks may appear lighter in colour.
- The correct amount of jointing compound is supplied with every pack of Drivesys. Some maintenance of this product will be required every year. See our Cleaning & Maintenance Guide for more details.
- After installation, scratches may be visible in the transportation seal. This will weather as the seal dissipates but care should be taken to reduce this during installation.
- For driveways with an incline of 15° or more or that has specific installation design requirements, please contact Group Technical Services 0333 220 2730.

pg79 DRIVELINE METRO

- Lay a standard driveway sub-base as a flexible installation.
- Driveline Metro can be a single colour driveway, or you can purchase a number of different colour packs to create a unique effect.
- 80mm block will ensure structural stability but absolutely no commercial vehicle should traffic this product.
- A full layer of kiln dried sand should be deposited before any compaction takes place, making sure all blocks are completely covered.
- When cutting, it is important to make sure that once cut with water the block has been perfectly cleaned before installing, or staining will occur.

pg80 DRIVESETT ARGENT

- Lay a standard driveway sub-base as a flexible installation.
- Drivesett Argent Priora is also available, see p87.
- When cutting, it is important to make sure that once cut with water the block has been perfectly cleaned before installing.

pg81 DRIVESETT COPPICE

- Lay a standard driveway sub-base as a flexible installation.
- Take product from across a layer of the pack to achieve the correct colour blend.
- When laid randomly, colours will give the illusion of multiple block sizes.
- Potential to lay in different patterns, see Marshalls website for details.

pg82 DRIVELINE NOVA

- Lay a standard driveway sub-base as a flexible installation.
- The colours blend throughout the packs so please ensure appropriate mix is installed across the area.
- The two textures can be laid together or individually.
- Lay in different laying patterns, see website for recommended options.

pg83 DRIVESETT NATRALE

- Lay a standard driveway sub-base as a flexible installation.
- Supplied in single size packs for choice, laying pattern options can be found on the Marshalls website.

pg84 DRIVESETT TEGULA

- Tegula is a trademark of SF Kooperation GmbH.
- Lay a standard driveway sub-base as a flexible installation.
- Perfect for driveways, paths and patios.
- This product is manufactured across the country. Colour may vary slightly across the manufacturing sites.
- Due to the manufacturing process, it is not recommended to mix project packs with single size packs.

pg86 DRIVESETT SAVANNA

- Lay a standard driveway sub-base as a flexible installation.
- Supplied in single size packs for choice, laying patterns available on the Marshalls website.

pg87 DRIVESETT DECO

- This product can also be used for pathways, driveway entrance strips or borders.
- One edge is grooved and so, to ensure an even course width, the blocks should be laid with the grooved edge facing the same way.

pg88 STANDARD BLOCK PAVING

- Lay a standard driveway sub-base as a flexible installation.
- A standard block paving product, made in different factories in England, Scotland and Wales therefore variations in colour and tone may occur.
- Keykerb range, see p113, provides standard edge restraint for this range.

pg90 DRIVELINE DRAIN

- Excavate a suitable concrete strip footing, normally 100mm lean mix, to support the Driveline Drain units, outfall and Rodding Boxes.
- Driveline Drain outfalls and Rodding Boxes should be installed first along with relevant pipework to existing underground pipework, soakaway or SuDs compliant system.
- Before installing the Driveline Drain units apply a 5mm bead of adhesive around the bottom half of the drainage hole avoiding the top of the aperture. Lay the units onto a freshly mixed workable concrete bed, making sure you achieve a tight connection between each unit.
- Haunch the units using a bedding concrete of an appropriate thickness and depth.
- On a flexible install lay the paving 3-5mm above the Driveline Drain units. On a rigid install lay the paving flush to the Driveline Drain units.
- For cleaning Driveline Drain please speak to Group Technical Services. If laying this product for the first time please contact Group Technical Services for an Installation Guide on 0333 220 2730.

pg91 DRIVESETT ARGENT PRIORA

pg92 DRIVESETT TEGULA PRIORA

- Priora is a trademark of UNI-International Bausysteme GmbH.
- Tegula is a trademark of SF Kooperation GmbH.
- Each 60mm block features the Marshalls unique, patented Priora nib.
- No drainage or soakaways required if installed correctly.
- Priora must be laid with 20mm and 6mm clean crushed stone aggregate to BS EN 13242 and BS EN 12620 to ensure compliance.
- Argent Only: – Supplied in mixed size packs, blocks are designed to be laid in a coursed laying pattern.
- Argent Only: – When cutting, it is important to make sure that once cut with water the block has been perfectly cleaned before installing.

pg93 DRIVELINE PRIORA

- Priora is a trademark of UNI-International Bausysteme GmbH.
- Each 60mm block features the Marshalls unique, patented Priora nib.
- No drainage, tarmac or soakaways required if installed correctly.
- Priora must be laid with 20mm and 6mm clean crushed stone aggregate to BS EN 13242 and BS EN 12620 to ensure compliance.
- Numerous laying patterns available; contact Group Technical Services or see website.

PERMEABLE PAVING LEGISLATION

The increased risk of flooding has led to changes in government legislation, meaning that the environmental consequences of creating hard landscaped areas for vehicle parking must now be taken into consideration when planning your driveway project. Visit www.communities.gov.uk for further information.

New and replacement driveways of any size are exempt from planning permission requirements when they use Sustainable Drainage Systems (SuDS).

Marshalls offers a full range of driveway products requiring no planning permission and having a positive impact on the environment.

The Priora Sustainable Drainage Systems (SuDS) has been specifically designed to manage heavy rainfall events. Each 60mm block features the Marshalls patented Priora nib design, which allows surface water to pass between the blocks into a specially calculated sub-base without compromising the structural performance of the driveway.

CONDITIONS REQUIRED FOR PRIORA

Common to all Priora Driveways:

The Priora design drains water away safely in heavy rainfall without burdening the community drainage system.

If installed with the correct sub-base this permeable paving solution can be used in a front garden without obtaining planning permission.

Specific installation guidance must be followed.

The Priora System should not be attempted by the DIY enthusiast or untrained installer. It requires the careful calculation of a soil permeability test and appropriate use of specially graded sub-base aggregates.** Should an installer wish to undertake training for the installation of this product please call the Marshalls Helpline on 0333 220 2730 for further information.

Visit the Marshalls website to find your nearest Marshalls Register Installers trained to install Priora Systems, or call 0333 220 2730.

The grade of Priora featured in this brochure is only intended for normal domestic vehicles and pedestrian traffic, though occasional delivery vehicles over 3.5 tonnes gross weight can be tolerated.*

The Domestic Priora System is only intended for driveways or paths where infiltration is required only in the immediate Priora paved area and not from other surrounding paved or roofed areas (see rainwater catchment area guideline opposite).

In some parts of the country there are ground conditions where infiltration could adversely affect foundations to houses, therefore, if in doubt seek advice from a specialist or the local authority building control department.

Properties constructed pre 1920 may not have been built on traditional concrete foundation, therefore in this case, Marshalls Domestic Priora System should not be installed.

Check for services, Priora must not be installed if gas or electric services run through intended Priora areas.

Priora is a trademark of UNI-International Bausysteme GmbH.

GUIDELINES FOR INSTALLING PRIORA

Surface Gradient

The intended Priora area must fall away from the owner's house and any other buildings in the immediate vicinity.

If the driveway exceeds 20m in length and/or has a gradient greater than 1 in 100 then please contact Group Technical Services.*

The top surface of the driveway should finish at least 150mm below any adjoining wall DPC level.

Existing Foundations

If your house lies adjacent to or less than 600mm from the proposed Domestic Priora driveway area, establish depth of house foundation before undertaking any soil test/Priora installation. The house foundation top surface must be 600mm (minimum) below the finished level of the top of the proposed Priora driveway.

Soil Strength and Permeability

Marshalls Domestic Priora System must be laid on a subgrade which has previously had an established and adequate existing driveway and an area which has a subgrade soil strength greater than 5%.

The Domestic Priora System is only suitable for soil areas where infiltration applies and the test criteria have been met as per the standard permeability test.

For the standard permeability a test hole should be dug for every 20m² of driveway. There should be a minimum of two holes. Holes/pits should be spaced evenly in relation to the proposed Priora area.*

Discharge onto Roadway

The Domestic Priora area must not discharge onto surrounding public roadway and pathways and towards any buildings.

Rainwater Catchment Area

No adjoining surface areas (rainwater pipes, roof areas, etc) must drain onto and into the proposed Domestic Priora driveway area, however, small areas such as door steps and garage areas are acceptable providing they do not exceed 5% of the driveway area.

Guideline: Catchment area = driveway area.
Catchment area = drained surface area.

Aggregates

Priora must be laid with 20mm and 6mm clean crushed stone aggregate to BS EN13242 and BS EN12620 to ensure compliance.

Trees

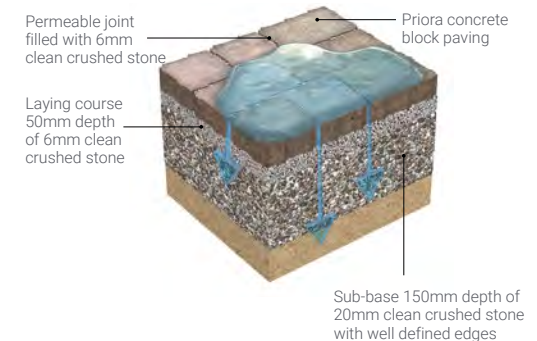
When installing in close proximity to existing trees, tree roots smaller than 25mm diameter may be pruned back, preferably to a side branch, using a suitable pair of secateurs or hand saw. Roots larger than 25mm should only be severed following consultation with an arboriculturist, as they may be essential to the tree's health and stability. Protection of the pavement will also be required, hence the requirement of a permeable root barrier system such as the Geoweb bio barrier system (www.Fiberweb.com) or similar which is non surface protruding, and therefore, does not present a trip hazard once installed.

Health and Safety

It is possible that more excavation for a Priora driveway may be required than that of a driveway constructed of traditional block paving, therefore, care must be taken when excavating ground to a deeper level. Particular care must be taken to protect the sites from children and partially sighted persons and for collapse of adjoining features such as boundary walls/fences.

Check for services, if they run through intended Priora areas, the service provider must be consulted before work commences.

Care must be taken when constructing over sewer, rainwater pipes and water pipes to ensure that the services remain supported for their full length by undisturbed material and are surrounded on the remaining sides by a minimum of 150mm of 6mm material to protect the service.



WALLING, STEPS & FINISHING NOTES

Note: No product can be maintenance-free. Requirement will depend on product use, location and weather.

Common to all Marshalls Walling Products:

- Marshalls recommends the use of Copings and Caps with all Walling Products. They also protect walls against the staining effect of rain for a period of time.

Common to all face Veneer Walling Products:

- Where a facing/veneer wall is used with a garden/soil/planting/aggregates behind it, a membrane must be installed at the rear of the wall to stop moisture draw through.
- Walls over 1.5m high need mechanical fixing.
- The correct drainage (such as weepholes) should be considered for any walling retaining soil.

pg95 ALWAYS GREEN ARTIFICIAL GRASS

- Grades of grass supplied in 4m widths and can be cut to any length up to 25m (minimum 8m²).
- Recommend installing a driveway quality sub-base before laying Always Green for stability.
- Please see supporting diagram below.

pg97 SAWN VERSURO WALLING

- Faced on all sides.
- An external thin bed adhesive is recommended.

pg98 TRADITIONAL NATURAL STONE WALLING

- A 10mm joint width is recommended with this product.
- Due to tolerance of product, some sorting will be required before commencing installation.

pg99 STONEFACE TEXTURED WALLING

- Due to tolerance of product, some sorting will be required before commencing installation.
- Thickness is calibrated to 15mm +/- 1.5mm.

pg100 STONEFACE SAWN VENEER WALLING

- This product is supplied with the correct amount of adhesive and primer.
- 1.5m height before mechanical fixing is needed.

pg101 STONEFACE DRYSTACK VENEER WALLING

- Panels are in a Z cut format to hide joints, for a seamless finish. Please note there is a slight tolerance in this.
- This product is supplied with the correct amount of adhesive and primer.
- The mirrored inserts used in Nero Quartzite Mirror are made from brushed steel.
- 1.5m height before mechanical fixing is needed.

pg103 ARGENT WALLING

- Corner Quoin Ends can be ordered via Marshalls Order Select.
- Please note this walling is only faced on one side.
- An external thin bed adhesive is recommended.

pg104 CROFT STONE WALLING

- This walling is ideal for retaining walls up to 6 courses, but should never be used as a freestanding or dividing wall.
- Minimum radius int/left 750mm on base layer.

pg105 MARSHALITE WALLING

- A 10mm joint width is recommended with this product.
- Product is faced on 1 side, Quoin ends are not available.

pg106 TEGULA WALLING

- A 10mm joint width is recommended with this product.

pg107 PHOENIX BRICK WALLING

- A 10mm joint width is recommended with this product.

pg108 COPINGS & CAPS

- No drip grooves included on our range of copings.

pg110 BULLNOSE STEPS

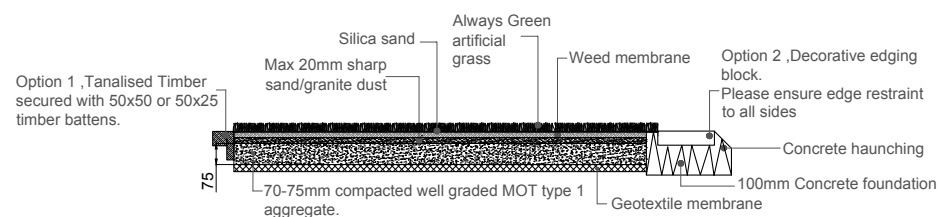
- Marshalls has a broad range of high performance natural stone steps, ranging from sandstone to marble and granite.
- They can be used to match Marshalls natural stone paving products or to complement concrete paving products.

pg113 KERBS & EDGING

- The perfect edge restraints to co-ordinate with the Driveway products or contrast with other products within the Driveways range.
- Tegula and Savanna Kerb have a 45° splay.
- Smallest radius for an internal kerb is 0.46m.
- Smallest radius for external kerb is 0.62m.
- When laying Keykerb, KL protrudes 100-125mm and KS by 25-50mm.
- Specific installation guidance must be followed. Consult a Marshalls Register Installer. Or for further guidance contact Group Technical Services.

pg129 MARSHALLS PEDESTALS

- For best results, ensure you use the rubber base pads on the sub-base to keep the pedestals in place and rubber head pads on the head of the pedestal to reduce noise and minimise movement of the paving units.
- If laying porcelain paving onto a roof terrace or where wind loading may be a concern, apply a small dab of Sika EBT onto both sides of the rubber head pads before installing the paving unit to minimise movement.
- Roughly lay out sufficient pedestals for 4 or 5 paving units at a time.
- For corner units, or when a cut would otherwise reduce the paving unit to half of its original size, reduce the pedestal size by cutting along the bottom of the base unit.
- Lay the paving units, ensuring the pedestals are placed in the correct formation to fully support the unit. For the correct number of pedestals for each plan size, please contact Group Technical Services for more information.



9 Typical section through an Always Green Lawn installed in accordance with Marshalls Register Installation Procedures
D03 Scale 1:20 @ A3

HARD LANDSCAPE GUARANTEE

Hard Landscape Guarantee Conditions

Marshalls products are manufactured to the highest standards. The Hard Landscape Guarantee is only available for domestic projects installed by a Marshalls Register Installer where a guarantee has been purchased; the cost of the guarantee is £50 + VAT up to the first £5,000 of installed value and £50 + vat for each £5,000 thereafter. The Hard Landscape Guarantee can only be issued by Marshalls upon receipt of a correctly completed Guarantee Request Form and the relevant fee.

The Guarantee Request Form is available from your Marshalls Register installer and the relevant sections must be completed by both homeowner and installer. The Hard Landscape Guarantee covers Marshalls branded products. Marshalls hereby warrants, that in the event of the failure of Marshalls products used in the construction of a domestic driveway or patio installed at the address named on the Guarantee, replacement products will be supplied free of charge for a period of 10 years commencing from the installation date. **For products produced with Face Mix Technology this period is extended for a further 10 years.** Additionally, the labour costs incurred during the replacement of these faulty materials, and/or labour costs arising from faulty workmanship, will be free of charge for a period of 5 years commencing from the installation date. This guarantee is subject to the terms and conditions detailed on the Marshalls website. This guarantee is offered as an additional benefit by Marshalls and in no way affects any parties' statutory rights.

The house owner is responsible for applications for any relevant planning permission. Marshalls do not accept liability for application of planning permission on any project covered by the Marshalls Hard Landscape Guarantee or otherwise.

In the unlikely event of products reaching you in less than satisfactory condition, you should notify the stockist immediately with details of the product and batch codes printed on the packaging. In addition to this, responsibility for costs incurred for uplifting and relaying defective products may be prejudiced if, upon reasonable inspection, the defect ought to have been apparent prior to laying.

Pendle, Textured Utility, Utility and Richmond pavings are intended to serve the 'budget' end of the market and as such should not be confused with premium products such as Heritage or Saxon. In addition to this, because of their limited protection in transit, there is a significant probability of pavings bearing scratch marks to the face. Due to local manufacturing, precise colours and face finishes may vary and it is recommended that pavings from different factories are not mixed on site. Pendle, Textured Utility, Utility and Richmond therefore fall outside the scope of The Hard Landscape Guarantee.

For the avoidance of doubt the performance of Marshalls jointing compounds are excluded from the Hard Landscape Guarantee.

ORDER SELECT SERVICE

When designing your garden or driveway there may be times when you do not need a full pack of product, for example when:

- Finishing an area of paving.
- Creating a decorative border.
- Adding to an existing project.

Marshalls 'Order Select' service means that Marshalls stockists and installers can order less than full-pack quantities for most of the products in this brochure.

- Check that the product you need has order select marked down on the information page in the brochure.
- Carefully calculate the number of each item required, making an allowance for cutting and wastage, however, some may be mixed size packs and although you can order less than pack quantity, this will still be of mixed sizes but just less square metres than in a normal pack.
- Give this to your local stockist who will place your order direct with Marshalls for delivery by express carrier.

A premium is charged for this service, so it may be more economical to adjust the amount to the nearest full pack – especially if you are considering extending the project at a later date. Please note: If ordering a product to extend an existing project, it is likely that batch numbers will be different and the colour may vary.

Please note, on some Project Pack products there may be a limit on the number of single size flags available to order via Order Select. The maximum number will not exceed the amount of that single size contained in the Project Pack.

For charge information please contact the Marshalls sales team or your local Builders Merchant.

ACKNOWLEDGEMENTS

We are grateful for the help of the following people and organisations in the production of this brochure:

Marshalls Register Members

A Dunlop Landscapes, Prestwick
Tel: 01292 471076
Email: alanfdunlop63@gmail.com

All Seasons Landscapes, Stockton-On-Tees
Tel: 01740 605019
Email: allseasonslandscapes@aol.co.uk
Website: www.allseasonsbespokelandscapes.co.uk

Arun Driveways, Little Hampton
Tel: 01903 883023
Email: arundriveways@arundriveways.co.uk
Website: www.arundriveways.co.uk

Avantgardens North East Ltd, Hartlepool
Tel: 01429 296148
Website: www.avantnortheast.co.uk

Botanica Garden Design, Wirral
Tel: 0151 632 0909
Email: info@botanicagardendesign.com
Website: www.botanicagardendesign.com

Brockstone Landscape Construction Ltd, Liverpool
Tel: 07970 292325
Email: info@brockstone.co.uk
Website: www.brockstone.co.uk

Discover Paving & Landscaping, Cheshire
Website: www.discoverpaving.co.uk

D Stapleton Brickwork, Rochdale
Tel: 07791 009947
Email: dstapletonbrickwork@hotmail.com

Esse Landscapes, Crawley
Tel: 01342 714095
Email: sales@esseland.co.uk
Website: www.esseland.co.uk

Exotic Landscapes Ltd, Bracknell
Tel: 01344 311811
Email: info@exoticlandscapes.co.uk
Website: www.exoticlandscapes.co.uk

Garden TLC Ltd, Oldham
Tel: 01706 880177
Email: gardentlc@sky.com
Website: www.gardentlc.net

Habitat Landscapes Ltd, Bedford
Tel: 01525 860263
Email: info@habitatlandscapes.co.uk
Website: www.habitatlandscape.co.uk

Harpenden Block Paving Co, Harpenden
Tel: 01582 765268
Email: info@harpendenblockpaving.co.uk
Website: www.harpendenblockpaving.co.uk

IJS Contracting, St Neots
Tel: 07786 860322
Email: ijscontracting@outlook.com
Website: www.ijscontracting.co.uk

J & D Castle
Tel: 01243 572181
Email: jdcastletriveways@yahoo.co.uk

J A Dodds Landscapes, Choppington
Tel: 07872 922242
Email: jadoddslandscapes@yahoo.com
Website: www.jadoddslandscapes.com

James Bird Landscapes Ltd, Sheffield
Tel: 0114 2589290
Email: enquiries@jabird.co.uk
Website: www.jabird.co.uk

Jason Clarke Classic Paving, Stockport
Tel: 0161 871 8573
Website: www.jc-classicpaving.co.uk

Landscapia Ltd, Stourbridge
Tel: 0121 550 2364
Email: sales@landscapia.co.uk
Website: www.landscapia.co.uk

Milner Landscapes & Construction, Birmingham
Tel: 01675 463738
Website: www.milnerlandscapes.com

Newleaf Landscapes, Alfterton
Tel: 01773 603790
Website: www.newleaf-landscape.co.uk

P & K Landscape & Building Solutions, Haddington
Tel: 07852 295520
Email: pandk.landscape@sky.com
Website: www.pandklandscape.co.uk

Perfect Paving Ltd, Keston
Tel: 01689 873333
Email: info@perfectpaving.com
Website: www.perfectpaving.com

PJB Groundworks Ltd, Darlington
Website: www.pjbgroundworks.co.uk

R & A Garden Landscapes Ltd, Birmingham
Tel: 0121 537 7273
Email: info@ra-gardenlandscapes.co.uk
Website: www.ra-gardenlandscapes.co.uk

R T Landscaping & Building Services, Brechin
Tel: 01356 629376
Email: rt.services@outlook.com
Website: rt-landscaping-building-services.business.site

Sandstone Landscapes Construction, York
Tel: 01904 422735
Website: www.sandstonelandscapes.co.uk

Signature Landscapes Design & Build, Altrincham
Tel: 0161 670 1747
Email: info@signaturelandscapesdesignandbuild.com
Website: signaturelandscapesdesignandbuild.com

How to contact Marshalls

Call: 0333 220 2730

Whether you would like product or technical advice, an update on your order, to find out more about our registered installers or to make a complaint, we can help.

Website: marshalls.co.uk/gardens-and-driveways

For ideas and inspiration, product information and to order samples and products online, please visit our website.

**Address: Landscape House, Premier Way,
Lowfields Business Park, Elland, HX5 9HT**



To find your nearest Marshalls stockist or find a recommended installer, call: **0333 220 2730**
(Calls may be monitored or recorded)

For information, advice and useful tips to realise your own ideas, visit:
marshalls.co.uk/gardens-and-driveways

Landscape House, Premier Way,
Lowfields Business Park, Elland
HX5 9HT, United Kingdom

A SUBSIDIARY OF MARSHALLS PLC
© COPYRIGHT MARSHALLS 2022



Marshalls