

# Paving & Walling Guide

 **Tobermore**  
v2.3







Retro Heather

# Contents

## Premium Driveway Collection

Introduction	6
Manhattan	8
Artro	10
Sienna	12
Sienna Setts	14

## Elegance Driveway Collection

Introduction	16
Retro	18
Tegula	20
Tegula Setts	22

## Lifestyle Driveway Collection

Introduction	24
Shannon	26
Pedesta	28

## Premium Patio Collection

Introduction	32
Braemar Flags	34
Mayfair Flags	36

## Elegance Patio Collection

Introduction	38
Historic Flags	40
Historic Circles	42
Beaufort Flags	44
Textured Flags	46

## Lifestyle Patio Collection

Introduction	48
Riven Flags	50
Classica Flags	52

## Walling

Introduction	54
Garden Stone	56
Country Stone	57
Secura Lite	58
Secura Grand	60
Facing Brick	61

## Finishing Touches

Introduction	62
Kerbs	63
Kerbs Special	64
Step Risers	64
Kerbs & Edging	64
Steps & Ramps	65

## Additional Information

Why Choose Tobermore?	66
PrimeTop	66
Ef-Stop	66
Picture It	67
Resources	68
Instructions & Warnings	70





# Block Paving

For Driveways





Sienna Graphite  
Sienna Silver

# Premium

DRIVEWAY COLLECTION



## Premium quality and style.

If you would like to add undeniable kerb appeal to your home, look no further than the Premium Driveway collection from Tobermore.

Whether it's extra car parking or an upgrade to an already existing driveway, your driveway can add value to your home. Create a first impression to be proud of and invest in a premium driveway to make your home stand out from the rest.

Finished with complementary planting, your driveway can add instant kerb appeal and an inviting entrance to your home.



Manhattan Silver & Graphite



Artro Steel, Platinum & Carbon



# Manhattan



✔ PrimeTop   ✔ Ef-Stop   ✔ 25 Year Guarantee

## Linear style paving.

Manhattan is the linear style paving range with a sparkling granite aggregate finish. Linear style paving creates the impression of space with a lengthening and widening effect.

The textured sparkling natural granite aggregate finish of Manhattan brings a truly premium quality to this block paving range.

Manhattan is available in mixed sized units in a range of colours.



SCAN HERE

product	size (mm)	colours available	m <sup>2</sup> per pack	m <sup>2</sup> per slice	no. per m <sup>2</sup>	no. per pack	NI/ROI weight kg per pack	GB weight kg per pack
<b>Manhattan</b>	600 x 150 x 80	Graphite, Mid Grey, Sandstone, Silver	9	4.5	11.11	100	1636	1646
	Mixed length x 80	Graphite, Mid Grey, Sandstone Silver	9.6	0.96	20.7	200	1755	1765

Manhattan Silver & Mid Grey

Manhattan Silver  
Kerbstone Charcoal





Artro Bracken  
Kerb Large Charcoal

# Artro




✔ PrimeTop   ✔ Ef-Stop   ✔ 25 Year Guarantee

One range, a world of possibilities.

Artro is a linear style paving block, perfect for driveways and trafficable areas.

Inspired by the style and scale of traditional clay paving, Artro brings the concept up to date with a wide range of colour options to suit traditional and contemporary style homes. Artro's warm palette brings traditional appeal while the cool palette brings together popular grey and neutral tones.

The Artro range can be laid in a linear or herringbone laying pattern, allowing you to recreate the aesthetic appeal of European clay pavers.



product	size (mm)	colours available	m <sup>2</sup> per pack	m <sup>2</sup> per slice	no. per m <sup>2</sup>	no. per pack	GB weight kg per pack	NI/ROI weight kg per pack
<b>Artro</b>	220 x 55 x 80	Platinum, Steel, Carbon, Slate, Autumn, Heather, Bracken	6.776	0.847	82.64	560	1266	1266



Artro Steel





Sienna Silver

# Sienna



- ✔ PrimeTop
- ✔ Ef-Stop
- ✔ 25 Year Guarantee

Sparkling, contemporary paving.

Sienna is a contemporary style block paving range with a sparkling granite aggregate surface layer.

The vibrant granite appearance of Sienna creates a striking modern look which can be beautifully complemented with Sienna Setts.

The sparkling granite aggregate surface layer produces an effect that is strikingly similar to natural granite and comes in a range of colours to complement your individual style.



SCAN HERE

Product	Size (mm)	Colours Available	m <sup>2</sup> per pack	m <sup>2</sup> per slice	No. per m <sup>2</sup>	No. per pack	NI / ROI Weight per pack (kg)	GB Weight per pack (kg)
<b>Sienna 50mm</b>	208 x 173 x 50	Graphite, Silver, Mid Grey	14.04	2.34	27.79	390	1628	1628
<b>Sienna Duo 50mm</b> (Both sizes in one pack)	208 x 173 x 50	Graphite, Silver, Mid Grey	13.86	0.99	30.3	210	1607	1606
	173 x 173 x 50					210		



Sienna Graphite  
Sienna Setts Silver





Sienna Setts Graphite  
Mayfair Flags Silver  
Step Risers Charcoal

# Sienna Setts



✔ PrimeTop ✔ Ef-Stop ✔ 25 Year Guarantee


Perfect for complementary borders and features.

Sienna Setts provide the perfect complement for borders or features on your driveway. Similar to Sienna block paving, Sienna Setts are finished with a unique granite aggregate surface layer to provide a sparkling finish.

Graphite



Sandstone



Silver



SCAN HERE

Product	Size (mm)	Colours Available	m <sup>2</sup> per pack	m <sup>2</sup> per slice	No. per m <sup>2</sup>	No. per pack	NI / ROI Weight per pack (kg)	GB Weight per pack (kg)
<b>Sienna Setts</b>	100 x 100 x 50	Graphite, Sandstone, Silver	11.52	0.96	100	1152	1335	1336



Sienna Setts Sandstone  
Shannon Slate



# Elegance

DRIVEWAY COLLECTION



## Traditional styling.

Driveways have become a multi-functional part of the modern home. As well as creating a parking facility, a well landscaped driveway enhances the style and value of a property and provides a safe play area for children.

The natural, aged appearance of the Elegance Driveway collection is ideal for traditional settings and will bring distinctive quality and charm to any driveway. With the appeal of aged stone combined with superior manufacturing quality from Tobermore, the Elegance Driveway collection is the perfect choice for anyone looking for a unique and stylish driveway.







Retro Heather

# Retro



✔ Ef-Stop    ✔ 25 Year Guarantee


## Classic European Style Paving.

The aged appearance of Retro combined with its slim rectangular shape creates a cobbled look evocative of towns throughout Europe.

These delightful cobble style blocks can be paired with other Tobermore products to create contrasting and eye-catching designs and patterns.

- Available in a range of long-lasting colours
- Can be laid in a variety of laying patterns
- Provides classic elegance


**Bracken**



**Heather**



**Slate**



SCAN HERE

Product	Size (mm)	Colours Available	m <sup>2</sup> per pack	m <sup>2</sup> per slice	No. per m <sup>2</sup>	No. per pack	NI / ROI Weight per pack (kg)	GB Weight per pack (kg)
<b>Retro</b>	190 x 50 x 60	Bracken, Heather, Slate	6.5	2 or 4	105.3	684	810	820



Retro Heather






# Tegula



✔ **Ef-Stop**    ✔ **25 Year Guarantee**

Timeless, traditional paving.

Tegula block paving is designed to evoke the feeling of timeless sophistication and elegance. The tumbled effect gives the block an antique appearance, offering the perfect balance of old and new. This rich and textured range of paving block will add style and character wherever you choose to use it, working well with both modern and period properties.



SCAN HERE



Permeable

Also available as

Product	Size (mm)	Colours Available	m <sup>2</sup> per pack	m <sup>2</sup> per slice	No. per m <sup>2</sup>	No. per pack	NI / ROI Weight per pack (kg)	GB Weight per pack (kg)
<b>Tegula 50mm</b>	175 x 140 x 50	Bracken, Charcoal, Heather, Slate	13.37	1.91	40.82	546	1493	1485
	140 x 140 x 50	Bracken, Charcoal, Heather, Slate	13.77	1.53	51	702	1531	1531
<b>Tegula Trio 50mm</b> (All three sizes in one pack)	197 x 173 x 50 173 x 173 x 50 130 x 173 x 50	Bracken, Brindle, Cedar, Charcoal, Golden, Heather, Slate	13.65	1.05	33.3	182 182 91	1520	1530
<b>Tegula 60mm</b>	208 x 173 x 60	Bracken, Cedar, Charcoal, Heather, Natural, Slate	12.95	2.16	27.79	360	1800	1810
	173 x 173 x 60	Bracken, Cedar, Charcoal, Heather, Slate	12.56	1.79	33.41	420	1733	1743

Tegula Trio Heather

Tegula Slate







Tegula Setts Charcoal  
Tegula Bracken  
Kerbstone Bracken

# Tegula Setts



✔ Ef-Stop    ✔ 25 Year Guarantee

Distinct, traditional bordering.

Tegula Setts will create the perfect border for any driveway or patio area. The tumbled finish of Tegula Setts offer a unique vintage feel and antique appearance. Similar to Tegula block paving, Tegula Setts have a tumbled appearance and add charm and character to any driveway.

**Charcoal**



**Golden**



SCAN HERE

Product	Size (mm)	Colours Available	m <sup>2</sup> per pack	m <sup>2</sup> per slice	No. per m <sup>2</sup>	No. per pack	NI / ROI Weight per pack (kg)	GB Weight per pack (kg)
<b>Tegula Setts</b>	Various x 50	Charcoal, Golden	8.5	0.85	117	995	920	929
	100 x 100 x 50	Charcoal, Golden	11.52	0.96	100	1152	1205	1205



Tegula Cedar  
Tegula Setts Golden



# Lifestyle

DRIVEWAY COLLECTION



Create a beautiful block paved driveway to suit your lifestyle.

If your driveway is looking tired and unloved, block paving can be a great way to give your property the wow factor.

Whether you want to make a statement with an eye-catching design, have your driveway blend in, or subtly complement your home, there's an option for you.

The Lifestyle Driveway collection brings together a range of block paving options which are both high-quality and cost-effective. Create the perfect first impression for your home with block paving that is aesthetically pleasing, practical, and economical.

Suitable for driveways, paths, and to complement patios.



Pedesta Heather



Pedesta Slate  
Sienna Setts Silver  
Kerbs Large Charcoal



Shannon Slate





Shannon Slate  
Kerbstone Charcoal

# Shannon




- ✔ PrimeTop
- ✔ Ef-Stop
- ✔ 25 Year Guarantee

Contemporary, versatile paving.

Add a contemporary feel to your driveway with Shannon. Shannon is the popular upgrade from traditional 200x100 paving at a modest price difference. The close-fitting joints and fine expertly finished edges help to minimise maintenance and create a smart appearance.

Shannon offers a contemporary design with a smooth surface, making it the ideal paving product if you want an area for children to play on. The sharp lines and smooth surface make Shannon a stylish addition to any driveway.



Product	Size (mm)	Colours Available	m <sup>2</sup> per pack	m <sup>2</sup> per slice	No. per m <sup>2</sup>	No. per pack	NI / ROI Weight per pack (kg)	GB Weight per pack (kg)
<b>Shannon 50mm</b>	208 x 173 x 50	Bracken, Charcoal, Heather, Natural, Slate	14.04	2.34	27.79	390	1628	1628
<b>Shannon Duo 50mm</b> (Both sizes in one pack)	208 x 173 x 50	Bracken, Charcoal, Heather, Slate	13.86	0.99	30.3	210	1607	1606
	173 x 173 x 50					210		
<b>Shannon 60mm</b>	208 x 173 x 60	Bracken, Charcoal, Heather, Slate	12.96	2.16	27.79	360	1782	1782
<b>Hydropave Shannon Duo</b> (Both sizes in one pack)	208 x 173 x 60	Bracken, Charcoal, Heather	12.87	0.99	30	195	1754	1764
	173 x 173 x 60					195		



Shannon Heather  
Sienna Setts Sandstone  
Kerbstone Heather



# Pedesta




✔ PrimeTop
✔ Ef-Stop
✔ 25 Year Guarantee

Attractive, classic finish.


Classic, rectangular block paving which allows for an array of design and laying possibilities. Choose from herringbone, stretcher bond, basketweave, or double V to give your driveway true individuality. Designed to be cost-effective and durable with long-lasting colour, Pedesta is a great budget-friendly paving option.

- Hard-wearing and durable smooth surface
- Vibrant long-lasting colours
- Suitable for use on driveways and paths

**Bracken**




**Brindle**



**Charcoal**




**Heather**



**Natural**



**Slate**



SCAN HERE

Product	Size (mm)	Colours Available	m <sup>2</sup> per pack	m <sup>2</sup> per slice	No. per m <sup>2</sup>	No. per pack	NI / ROI Weight per pack (kg)	GB Weight per pack (kg)
<b>Pedesta 50mm</b>	200 x 100 x 50	Bracken, Brindle, Charcoal, Heather, Natural, Slate	14.40	2.40	50	720	1616	1616
<b>Pedesta 60mm</b>	200 x 100 x 60	Bracken, Brindle, Charcoal, Heather, Natural	13.44	2.24	50	672	1800	1797
<b>Pedesta 80mm</b>	200 x 100 x 80	Bracken, Brindle, Charcoal, Heather, Natural	9.6	1.6	50	480	1714	1724
<b>Hydropave Pedesta</b>	200 x 100 x 60	Bracken, Brindle, Charcoal, Natural	13.44	2.24	50	672	1798	1808
	200 x 100 x 80	Bracken, Brindle, Charcoal, Natural	9.6	1.6	50	480	1722	1732

Pedesta Slate  
Sienna Setts Silver  
Kerb Large Charcoal





# Paving Flags

For Patios





Mayfair Flags Silver  
Sienna Setts Graphite

# Premium

PATIO COLLECTION 

Excellence in patio flags from Tobermore. The perfect premium product for your patio.

Contemporary appearance, superior quality and a long-lasting finish, the Premium Patio collection from Tobermore brings excellence in quality and style to any outdoor area.

The Premium Patio collection combines the aesthetics of natural granite with the benefits of modern paving, producing a contemporary style paving collection.



Braemar Flags Ground Alto Silver  
Sienna Setts Graphite



Mayfair Flags Sandstone



# Braemar Flags



✔ PrimeTop ✔ Ef-Stop

Striking, premium flags.

Striking, premium flags perfect for the modern home. Add real value to your home and fulfill your outdoor aspirations with these expertly finished flags. Create a space with timeless style partnered with longevity.

- Premium flag with the appeal of natural stone
- Hard-wearing and durable granite surface

## Alto Silver Ground



SCAN HERE

Product	Size (mm)	Edge	Colours Available	m <sup>2</sup> per pack	No. per m <sup>2</sup>	No. per pack	NI /ROI Weight per pack (kg)	GB Weight per pack (kg)
<b>Braemar Ground</b>	600 x 400 x 50	Chamfered	Alto Silver	4.80	4.16	20	584	589





Mayfair Flags Sandstone  
Kerbstone Charcoal

# Mayfair Flags




✔ PrimeTop ✔ Ef-Stop

Striking, modern, sparkling paving.

Mayfair flags add a sophisticated feel to an outdoor space, fit for both modern and traditional homes. These stunning flags, manufactured with natural granite aggregates, mimic the look and feel of natural granite.

An excellent choice to introduce stylish minimalism to your outdoors.

- Hard-wearing and durable granite surface
- Vibrant long-lasting colours
- Creates a striking, modern look similar to natural granite
- Suitable for use on paths and patios



SCAN HERE

Product	Size (mm)	Edge	Colours available	No. per m <sup>2</sup>	No. per pack	No. per pallet	NI / ROI Weight per pack (kg)	GB Weight per pack (kg)
<b>Mayfair Flags</b>	400 x 400 x 40	Chamfered	Graphite, Sandstone, Silver	6.25	25	100	382	384
	450 x 450 x 35	Chamfered	Graphite, Sandstone, Silver	4.94	30	120	525	529
	450 x 450 x 50	Chamfered	Graphite, Sandstone, Silver	4.94	20	80	466	466
	600 x 600 x 50	Chamfered	Graphite, Sandstone, Silver	2.78	20	20	851	859
	600 x 400 x 50	Chamfered	Graphite, Sandstone, Silver	4.16	20	40	580	584
<b>EasyClean (NI / ROI Only)</b>	400 x 400 x 40	Chamfered	Graphite, Sandstone, Silver	6.25	25	100	382	
<b>Edge Step</b>	400 x 400 x 40	Chamfered	Silver	6.25	25	100	401	403
<b>Corner Step</b>	400 x 400 x 40	Chamfered	Silver	6.25	25	100	401	401

Mayfair Flags Silver





# Elegance

PATIO COLLECTION 


The natural aged appearance of the Elegance patio flag collection will bring a distinctive quality and charm to any patio.

The Elegance patio flag collection combines the aesthetic appeal of aged stone with the superior manufacturing quality from Tobermore.


The authentic, natural appearance of the Elegance patio flag collection will bring a vintage style and charm to any patio.



Beaufort Flags Charcoal



Historic Flags Heather



Textured Flags Natural  
Secura Lite Slate



Historic Flags Bracken





Historic Flags & Circle Slate  
Sienna Setts Silver  
Kerbstone Charcoal  
Lansdowne Heather

# Historic Flags



✔ PrimeTop    ✔ Ef-Stop


Natural stone alternative.

Historic paving is the perfect choice for anyone looking to bring a rustic tone to their patio. With its contoured surface, Historic provides the look and feel of natural stone, but with the durability of a carefully manufactured product.

Historic flags are available in a pack of five different sizes, allowing you to create a mixed laying pattern with an organic look.

- Provides the look and feel of traditional natural stone
- Superb hard-wearing surface
- Vibrant long-lasting colours
- Features a beautiful contoured face and edges
- Available in a mixed size pack
- An inspiring focal point can be created with a Historic Circle

**Bracken**



**Heather**



**Slate**



SCAN HERE

Product	Size (mm)	Edge	Colours Available	m <sup>2</sup> per pack	No. per pack	No. per pallet	NI /ROI Weight per pack (kg)	GB Weight per pack (kg)
<b>Historic Flags</b> (All sizes in one pack)	600 x 450 x 50	Fettled	Bracken, Heather, Slate	14.04 m <sup>2</sup> per pack	13	78	1596	1596
	600 x 300 x 50				13			
	450 x 450 x 50				26			
	450 x 300 x 50			13				
	300 x 300 x 50			13				



Historic Flags Heather





# Historic Circles



✔ PrimeTop ✔ Ef-Stop

Create a focal point in your patio by adding a Historic Circle.

Traditional gardens are full of colour and textured finishes. Curved paths and features such as paved circles help create that traditional style.

Circles can be incorporated into a patio or positioned as a standalone feature for a table and chairs.

A historic path leading to a circle is the perfect finishing touch for your patio.

**Bracken**



**Heather**



**Slate**



SCAN HERE

Product	Size (mm)	Edge	Colours Available	m <sup>2</sup> per pack	No. per pack	No. per pallet	NI /ROI Weight per pack (kg)	GB Weight per pack (kg)
<b>Historic Circle</b> (Sold as one unit)	50 x 2,24m diameter	Fettled	Bracken, Heather, Slate	3.94 m <sup>2</sup> per pack	1 unit	-	455	455

Historic Flags & Circle Slate  
Sienna Setts Silver  
Shannon Slate



Historic Flags & Circle Slate  
Kerbstone Charcoal



# Beaufort Flags



✔ PrimeTop ✔ Ef-Stop

Subtle, contoured appearance.


Beaufort Flags have a soft contoured appearance with a subtle sparkle in each flag to give your outside space a luxurious, modern feel. An understated product with a sophisticated feel.

- Textured, modern appearance
- Natural, muted colour range
- Suitable for use on paths and patios


**Buff**



**Charcoal**



**Natural**



SCAN HERE

Product	Size (mm)	Edge	Colours available	No. per m <sup>2</sup>	No. per pack	No. per pallet	NI /ROI Weight per pack (kg)	GB Weight per pack (kg)
<b>Beaufort Flags</b>	450 x 450 x 35	Chamfered	Buff, Charcoal, Natural	4.94	30	120	511	515
	400 x 400 x 40	Chamfered	Buff, Charcoal, Natural	6.25	25	100	400	403
	600 x 400 x 40	Chamfered	Charcoal, Natural	4.16	25	100	560	569
<b>EasyClean (NI / ROI Only)</b>	400 x 400 x 40	Chamfered	Charcoal, Natural	6.25	25	100	400	

Beaufort Flags Natural & Charcoal

Beaufort Flags Buff





# Textured Flags



✔ PrimeTop ✔ Ef-Stop

Stylish, granular surface.

The Textured flag range is the stylish, practical flag option from Tobermore. The fine-grained, textured surface of this range provides a subtle, sparkle finish, suitable for modern or traditional settings.

The textured range is available in a range of soft, neutral shades which can be perfectly complemented with the range of Setts available.

- Superb hard-wearing textured surface
- Vibrant long-lasting colours
- Natural appearance



SCAN HERE

Product	Size (mm)	Edge	Colours Available	No. per m <sup>2</sup>	No. per pack	No. per pallet	NI /ROI Weight per pack (kg)	GB Weight per pack (kg)
<b>Textured Flags</b>	400 x 400 x 32	Chamfered	Charcoal, Golden, Natural	6.25	30	120	385	387
	400 x 400 x 40	Chamfered	Charcoal, Golden, Natural	6.25	25	100	400	403
	450 x 450 x 50	Chamfered	Buff, Charcoal, Natural	4.94	60	60	1480	1490
	450 x 450 x 35	Chamfered	Buff, Charcoal, Natural	4.94	30	120	517	521
	600 x 400 x 40	Chamfered	Charcoal, Natural	4.16	25	50	1150	1225
	600 x 600 x 40	Chamfered	Buff, Charcoal, Natural	2.78	24	24	840	848
	600 x 600 x 50	Chamfered	Buff, Charcoal, Natural	2.78	20	20	842	850

Textured Flags Natural



Textured Flags Golden



# Lifestyle

PATIO COLLECTION




Create a beautiful paved area to suit your lifestyle.

The Lifestyle patio flag collection is an economical option for those looking for a high quality and cost-effective patio. This collection brings together quality, durable and affordable paving slabs.


Suitable for paths, patios and other outdoor home projects.



Riven Flags Buff  
Tegula Setts Golden



Classica Flags Natural



Classica Flags Golden



Riven Flags Buff





Riven Flags Buff

# Riven Flags




✔ PrimeTop ✔ Ef-Stop

Soft rippled surface.


Cut down on costs without compromising on style with Riven Flags. Available in a range of soft muted colours, the straight edges and riven surface of the flags introduces a subtle sense of texture to your outdoor space.

- Superb hard-wearing riven surface
- Vibrant long-lasting colours
- Resembles the rugged appearance of natural stone



SCAN HERE

Product	Size (mm)	Edge	Colours Available	No. per m <sup>2</sup>	No. per pack	No. per pallet	NI /ROI Weight per pack (kg)	GB Weight per pack (kg)
Riven Flags	400 x 400 x 32	Chamfered	Charcoal, Golden, Natural	6.25	30	120	398	400
	450 x 450 x 35	Chamfered	Charcoal, Natural, Buff	4.94	30	120	528	532
	600 x 600 x 40	Chamfered	Charcoal, Natural, Buff	2.78	24	24	840	848



Riven Flags Natural



# Classica Flags




✔ PrimeTop ✔ Ef-Stop

Simple, stylish and durable.

A versatile and economical paving solution, the Classica paving flag range comes in a range of sizes and vibrant colours. These are perfect for patios and paths that require simple yet practical paving.

- Superb hard-wearing surface
- Vibrant long-lasting colours
- Cost-effective alternative



SCAN HERE

Product	Size (mm)	Edge	Colours Available	No. per m <sup>2</sup>	No. per pack	No. per pallet	NI /ROI Weight per pack (kg)	GB Weight per pack (kg)
Classica Flags	400 x 400 x 32	Chamfered	Charcoal, Golden, Natural	6.25	30	120	392	394
	400 x 400 x 40	Chamfered	Charcoal, Golden, Natural	6.25	25	100	400	400
	450 x 450 x 35	Chamfered	Buff, Charcoal, Natural	4.94	30	120	511	517
	450 x 450 x 50	Chamfered	Buff, Charcoal, Natural	4.94	20	80	1480	1404
	600 x 400 x 40	Chamfered	Charcoal, Natural	4.16	25	50	1150	1225
	600 x 600 x 40	Chamfered	Buff, Charcoal, Natural	2.78	24	24	840	833
	600 x 600 x 50	Chamfered	Charcoal, Natural	2.78	20	20	842	850

Classica Flags Natural  
Tegula Setts Charcoal

Classica Flags Golden







# Walling

Versatile masonry products for homes, gardens and retaining walls.

At Tobermore, we offer more than just paving. We also use our years of experience, expertise and world-class technology to develop and manufacture facing bricks, walling and masonry products.

These bring together functionality and durability with stunning aesthetics, allowing you to build your dream home or outdoor space brick by beautiful brick.







# Garden Stone

✔ Ef-Stop

Free-standing double sided wall.

These tapered blocks are faced on both sides so are perfect for creating curved edges or separating different areas of the garden and making beautiful feature walls.

- Double sided blocks can be used to create curved walls
- Cost effective walling option
- Easy to build, mortar-free walling for DIY enthusiasts



SCAN HERE

product	size (mm)	colours available	LM per pack	LM per slice	no. per LM	no. per pack	NI /ROI Weight per pack (kg)	GB Weight per pack (kg)
<b>Garden Stone</b>	300/260 x 180 x 120	Bracken, Heather, Slate	23.52	3.36	-	84	1156	1140
<b>Garden Stone Corners</b>	230/210 x 180 x 120	Bracken, Heather, Slate	-	-	-	126	1720	1720
<b>Garden Stone Coping</b>	310/255 x 240 x 70	Bracken, Heather, Slate	-	-	3.5 LM	120	1316	1316

Garden Stone Heather



# Country Stone

✔ Ef-Stop

Rugged stone effect.

Create a subtle yet stunning countryside-chic look with Country Stone. You could be forgiven for thinking these blocks are made of natural stone, as they so beautifully emulate the look and feel.

- Emulates natural stone
- Vibrant long-lasting colours
- Traditional, rustic finish
- Suitable for garden walls



SCAN HERE

product	size (mm)	colours available	m <sup>2</sup> per pack	m <sup>2</sup> per slice	No. per pack	NI /ROI Weight per pack (kg)	GB Weight per pack (kg)
<b>Country Stone</b> (single course mixed length) (all sizes in one pack)	375 x 100 x 140 225 x 100 x 140 160 x 100 x 140 240 x 100 x 140 200 x 100 x 140	Bracken, Heather, Slate	6.72	1.34	40 40 40 40 40	1560	1560
<b>Country Stone Coping</b>	208 x 300 x 80	Bracken, Heather, Slate	-	-	128	1416	1416

Country Stone Slate  
Tegula Slate  
Step Riser Charcoal



# Secura Lite

**✓ Ef-Stop**

## Mortar-free retaining wall.

Secura Lite is a mortar-free, dry building product. This means it is incredibly easy to install and perfect for smaller walling projects at home. The tumbled, aged finish creates a random stone effect, offering a charming rustic appearance for your feature walls.

- Easy to build and perfect for small projects
- Can be built without mortar
- Aged, antique random stone appearance
- Vibrant long-lasting colours

**Bracken**



**Heather**



**Slate**



SCAN HERE

product	size (mm)	colours available	LM per pack	m <sup>2</sup> per slice	no. per m <sup>2</sup>	no. per pack	NI /ROI Weight per pack (kg)	GB Weight per pack (kg)
<b>Secura Lite</b> (all three sizes in one pack)	320 x 200 x 80 280 x 200 x 80 240 x 200 x 80	Bracken, Heather, Slate	33.6	0.84	44.64	40 40 40	1121	1121
<b>Secura Lite Coping</b> (tapered coping)	310/255 x 240 x 70	Bracken, Heather, Slate	-	-	3.5LM	120	1316	1316



Secura Lite Slate



Secura Lite Bracken





# Secura Grand

✓ **Ef-Stop**

Mortar-free retaining wall.

Secura Grand Retaining wall blocks have a smart, heritage feel. Classic and textured in appearance, these retaining wall blocks evoke the elegance of walled gardens and heritage architecture and will bring character to any project.

- Fast to build
- Suitable for use on retaining wall structure
- Cost effective compared to concrete and brick alternatives
- Engineered for strength
- Vibrant long-lasting colours



product	size (mm)	colours available	m <sup>2</sup> per pack	no. per m <sup>2</sup>	no. per pack	NI /ROI Weight per pack (kg)	GB Weight per pack (kg)
<b>Secura Grand</b>	400 x 230 x 200	Bracken, Heather, Slate	3.84	12.5	48	1340	1340
<b>Secura Grand Double-Sided End Block</b>	400 x 230 x 200	Bracken, Heather, Slate	-	-	32	1165	1165
<b>Secura Grand Corners</b>	430 x 230 x 200	Bracken, Heather, Slate	-	-	32	982	992
<b>Secura Coping</b>	300/235 x 330 x 70 (tapered coping)	Bracken, Heather, Slate	-	3.77LM	99	1403	1415
<b>Secura Coping 90 degree Internal/ External Kit (4 copings cut from corner coping)</b>	-	Bracken, Heather, Slate	-	-	-	105	105

Secura Grand Heather

# Facing Brick

✓ **Ef-Stop**

Exterior Elegance.

The facing brick range from Tobermore brings together hard-wearing functionality with exceptional long-lasting colour. Facing Brick is a versatile option which can be used for many outdoor projects as well as a house building, including garden walls, seating areas, BBQ's and firepits.



## Lansdowne

Rustic effect facing brick



## Kingslon

Versatile, smooth facing brick





# Finishing Touches

Complete the look



**Kerbstone**  
Tumbled kerb edging.



**Kerb Small**  
Versatile, small smooth kerb.



**Kerb Large**  
Versatile, large smooth kerb.



**Tegula Kerb Large**  
Traditional, aged effect kerbs.



**Tegula Setts**  
Traditional styling.



**Sienna Setts**  
Attractive borders and features.



**Kerbs & Edging**



**Kerb Specials**



**Steps & Ramps**



Kerbstone Charcoal & Shannon Slate



Step Risers Charcoal



Sienna Setts Silver



Kerbstone Bracken & Sienna Setts Sandstone

## Kerbstone



Heather



Bracken



Charcoal



SCAN HERE

Product	Size (mm)	Colours Available	No. per slice	No. per pack	NI / ROI Weight per pack (kg)	GB Weight per pack (kg)
<b>Kerbstone</b>	190 x 160 x 100	Bracken, Charcoal, Heather	35	210	1450	1449
	104 x 173 x 80	Bracken, Charcoal, Heather	72	504	1628	1638

## Kerb Small (KS)



Charcoal



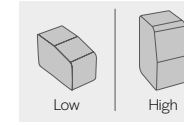
SCAN HERE

Product	Size (mm)	Colours Available	LM per pack	LM per slice	No. per pack	NI / ROI Weight per pack (kg)	GB Weight per pack (kg)
<b>Kerb Small (KS)</b>	125 x 127 x 100	Charcoal	43.2	5.4	432	1505	1506

## Tegula Kerb Large (TKL)



Charcoal



Dual purpose profile



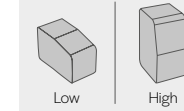
SCAN HERE

Product	Size (mm)	Colours Available	No. per slice	No. per pack	NI / ROI Weight per pack (kg)	GB Weight per pack (kg)
<b>Tegula Kerb Large (TKL)</b>	200 x 127 x 100	Charcoal	48	288	1539	1549

## Kerb Large (KL)



Charcoal



Dual purpose profile



SCAN HERE

Product	Size (mm)	Colours Available	LM per pack	LM per slice	No. per pack	NI / ROI Weight per pack (kg)	GB Weight per pack (kg)
<b>Kerb Large (KL)</b>	200 x 127 x 100	Charcoal	28.8	4.8	288	1539	1549



# Kerb Specials

## Kerb Large (KL) Specials



Half Battered 90° Angle  
Internal



Half Battered 90° Angle  
External



Flat 90° Angle  
Internal



Flat 90° Angle  
External



Bullnosed 90° Angle  
Internal



Bullnosed 90° Angle  
External

## Tegula Kerb Large (TKL) Specials



Half Battered 90° Angle  
Internal



Half Battered 90° Angle  
External



Flat 90° Angle  
Internal



Flat 90° Angle  
External



Bullnosed 90° Angle  
Internal



Bullnosed 90° Angle  
External

**Note:** The colour of Kerb Specials may slightly vary to the normal Kerbs.

# Steps Risers



SCAN HERE



Heather



Bracken



Charcoal

Product	Size (mm)	Colours Available	No. per slice	No. per pack	NI / ROI-Weight (kg) per pack	GB Weight (kg) per pack
Step Riser	160 x 190 x 100	Bracken, Charcoal, Heather	40	240	1659	1649
	173 x 104 x 80	Bracken, Charcoal, Heather	80	560	1855	1859

# Kerbs & Edging



SCAN HERE



Fusion Kerb



Textured Kerb



Garden Edge (flat top)

Product	Size (mm)	Colours Available	No. per pack	NI / ROI Weight per pack (kg)	GB Weight per pack (kg)
Fusion Kerb	255 x 125 x 915	Silver	16	1251	1241
	255 x 145 x 915	Silver	16	1282	1280
Fusion Edge	150 x 75 x 900	Silver	60	1200	1200
Textured Kerb	255 x 125 x 915	Natural	18	1251	1251
Garden Edge (flat top)	150 x 75 x 900	Natural	60	1200	

# Steps & Ramps



SCAN HERE


There are no limits to what is achievable when it comes to designing and constructing steps. The renowned versatility of Tobermore products gives you the ability to design and create steps in a wide range of sizes, shapes and colours. You can select various texture and colour combinations to create steps as an attractive feature to any doorway, garden or patio.



Step Risers Charcoal & Historic Bracken



Mayfair Step Flags Silver



Fusion Kerb Silver



# Why choose Tobermore?



## Our Commitment To You

At Tobermore, we go above and beyond to bring you the highest quality block paving and walling products, as well as an outstanding service.



## Reputation For Quality

We've become well-known for our high standards. All our paving and walling products are rigorously quality checked throughout the manufacturing process, right up to when they arrive at your home.



## Nationwide Stockists Across UK And Ireland

In Northern Ireland, we have paving centres open to the public in Tobermore and Bangor. We have a large network of approved stockists across GB and the Republic of Ireland waiting to help you.



## Extensive Product Range

All our paving and walling products feature various styles, finishes, sizes and colours, meaning there is always a product to suit your home, your preferred style and your budget.



## Advice And Guidance

We have a host of online inspiration and design tools to help you bring your project to reality. Browse our Inspiration Gallery for ideas, then use our Paving Creator or Paving Visualise Service to get started.



## 25 Year Guarantee on Block Paving

We guarantee the structural integrity of our paving blocks for 25 years from the day they are installed. It means you can be sure your products will stand the test of time.



## Responsible Manufacturer

Tobermore is committed to manufacturing responsibly. Our factories have their own wind turbine, solar panels and rainwater harvesting system and we've cut our packaging carbon footprint by 20% too.



## Network Of Registered Contractors

The Tobermore Registered Contractor Scheme will help you find a paving and walling contractor in your area. Use our handy online search tool to find a Tobermore Registered Contractor for your project.

## ✓ Ef-Stop®

Efflorescence is the white substance which can appear on the surface of concrete paving. The cause of Efflorescence is simply a chemical reaction between the cement in the concrete and rainwater.

If efflorescence appears on your paving, the key thing to remember is that is temporary and poses no risk to the structural integrity of the paving. It will wash away over time.

During manufacturing, we cure our products in a warm vapour which ensures that efflorescence is dramatically reduced. This process also enhances the colour, improves the strength and cures the products much faster. We call this process Ef-Stop



## ✓ PrimeTop®

PrimeTop is the name we have given to the premium, hard-wearing surface layer on our paving products.

This layer adds a hardened surface with enhanced strength, vibrant long-lasting colours and increased resistance to wear and tear.



## New Design Tool



Picture your new paving at your home instantly with our free online AR visualisation tool.

Do you want to know how new paving would look at your home? Are you struggling to Picture It? With our free online tool, you can use your mobile phone to get an instant visualisation of your new patio or driveway.

Simply open Picture It on your phone, take a photo of your outdoor space and choose your paving. You can take as many photos as you like, and quickly switch between paving ranges, styles and colours in a single tap. Picture It works best on your mobile phone, but you can use the tool on your computer too, if you prefer.

## How does Picture It work?

### Step 1

Launch the Picture It tool on your mobile and go outside.

### Step 2

Take a photo of your existing patio or driveway.

### Step 3

View the Tobermore range, try different paving styles and colours.





## Speak to a Tobermore Paving & Walling Advisor



If you would like to start an outdoor project and have lots of questions - speak to a Tobermore Paving & Walling Advisor.

A Tobermore Paving and Walling Advisor can make your life easy and help you make the right decisions when choosing a new driveway, patio or walling feature. Getting advice at the outset can save you time and energy with simple, practical and relevant advice.

This is a **no-obligation** advice service to assist you on your journey to achieving a fantastic project.

### Contact us:

**From GB:** 0345 608 1250  
**From NI:** 028 7963 6600  
**From ROI:** 048 7964 2411  
**Email:** ChooseTobermore@tobermore.co.uk

## Find a Registered Paving Contractor



SCAN HERE

Quickly and easily find a Registered Paving Contractor near you. Visit the website or scan the QR code and enter your postcode to see a list of Registered Paving Contractors near you.

**Visit:** [tobermore.co.uk/homeowner/find-paving-contractor](https://tobermore.co.uk/homeowner/find-paving-contractor)



## Where to Buy?

If you are based in Northern Ireland, visit one of our paving centres located in Tobermore or Bangor.

Alternatively you can search our large network of approved Tobermore paving and walling stockists across Great Britain and ROI.



SCAN HERE

## Design Tools

The tobermore homeowner website is packed full of tools and services you can use to plan the outdoor area of your dreams, right from the comfort of your own home.

### My Favourites ❤️

The Inspiration Gallery now has a 'My Favourites' feature which allows you to filter your favourite Tobermore projects and create your own project mood board to save or share with a friend.

**Visit:** [tobermore.co.uk/homeowner/gallery/](https://tobermore.co.uk/homeowner/gallery/)



Products Used	-
Tegula (Bracken)	
Tegula Setts (Tegula Sett Charcoal)	
Secura Lite (Bracken)	
Additional Info	+

Products Used	-
Tegula (Bracken)	
Tegula Setts (Tegula Sett Golden)	
Secura Lite (Bracken)	
Additional Info	+



SCAN HERE

### Paving Visualise

If you can't decide which Tobermore products you would like to use on your project, our Paving Visualise Service can help. Our experts can provide you with a visualisation of what your favourite Tobermore products could look like at your own home.

**Visit:** [tobermore.co.uk/homeowner/design-services/paving-visualise-service/](https://tobermore.co.uk/homeowner/design-services/paving-visualise-service/)

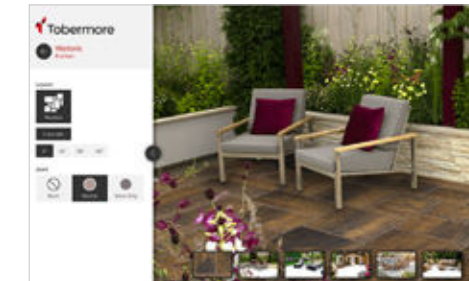
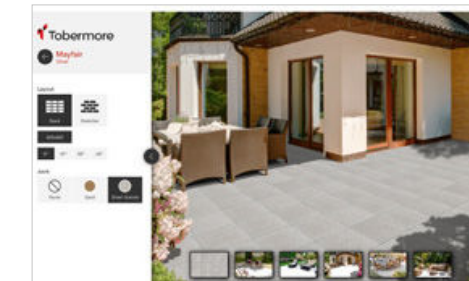


SCAN HERE

### Paving Creator

Paving Creator is a free online tool which allows you to select Tobermore products and view how these look in various garden or driveway scenes.

**Visit:** [tobermore.co.uk/homeowner/design-services/paving-creator/](https://tobermore.co.uk/homeowner/design-services/paving-creator/)



SCAN HERE



# Instructions & Warnings

CORE TERMS (PAVING & WALLING)

## Product

All products should be carefully inspected for defects or damage upon delivery and prior to being laid or fitted.

## Product Information

Within Tobermore, design and development of products is a continuing process, and product information is subject to change without notice. Accordingly, please check with Tobermore to ensure that the product information you have represents the most up-to-date product information.

## Prior to Installation

Prior to opening the packs check that all the batch code labels match. The batch code labels can be found on the outer packaging. For example, O4D22N. It is good practice to sort products to ensure consistency of colour, texture and dimensional tolerance. Any defects must be reported without delay. If products are installed with any form of defect which was clearly apparent prior to installation the installer will be responsible for all costs incurred to rectify the issue.

## Installation

All products should be installed in accordance with the latest British Standard.

## Colour/Shade & Texture

Tobermore produces paving and walling products with excellent density and durability. All products are manufactured in batches using naturally extracted raw materials including aggregates, pigments and cement etc. Products such Braemar, Sienna, Fusion, Mayfair Flags, Manhattan, City Pave and Fusion Kerbs are manufactured using premium naturally occurring granite aggregates. To achieve their final appearance some products undergo secondary processes, this involves shot blasting or grinding the surface of the product.

Whilst we have several factory procedures in place to help control shade, colour and texture within and between batches we cannot guarantee consistency. This is due to the natural materials and secondary processes. Therefore, slight variations in the finished products is normal between and within batches. These variations actually enhance the character and natural beauty of the products.

To achieve the best possible finish we recommend the following advice is followed to evenly distribute any slight variations in shade, colour and texture over a large area.

When the circumstances allow complete one area of paving, one retaining wall or one house / building by using products taken from the same batch. This is achieved by checking the batch code label displayed on the packs.

Always, thoroughly mix products from a minimum of three packs.

Where products are supplied in packs with vertical slices always take them "vertically slice by slice" this ensures that colours are distributed evenly.

When the circumstances do not allow the use of products from the same batch then it is extremely important to minimise possible colour banding /shading by always, thoroughly mixing products from a minimum of three packs concurrently with some overlap between deliveries / batches.

Where products from different batches are being installed in the same area of paving, wall or building it is the installers responsibility to carry out a colour match check by comparing colours from each batch. If a noticeable variance in colour / shade or texture is visible, do not proceed with the installation and contact your supplier for further guidance.

Mixing thoroughly from a minimum of three packs is of particular importance when installing single colours such as Golden, Buff, Natural, Charcoal, Graphite, Silver, Mid-Grey, Sandstone, Alto Silver, Aaron Stone, Jura Grey and Innis Black.

During installation the installer must make regular visual checks to ensure the blending of colours is consistent.

We would always recommend that when purchasing products, especially in larger quantities, that they are all ordered at the same time.

Please note that the colour of new products will inevitably vary compared to those that have been installed for a period of time as weathering does take place. All colour illustrations are as accurate as the printing process will allow. For a more accurate colour match please refer to actual product samples, which can be provided.

Colours and textures illustrated are representations and therefore should not be expected to be an exact match.

The overall visual appearance of a completed installation should only be assessed from the normal viewing distance. Variations in colour/shade and texture are technically harmless, do not affect the products performance and are not deemed to be a product defect.

We will not be held liable for any discolouration or staining caused to product which has been stored incorrectly.

Note: Whilst we strive to ensure consistency, complimentary products such as Kerb Specials, Step Flags, Facing Brick Specials, Historic Circles etc. may not be an exact colour / texture or shade match to the standard version of the product as they will have been manufactured at varying times using different processes.

## Tegula

Tegula is manufactured using a secondary process that distresses the edges and corners of the blocks to give the desired aged antique appearance. The process randomly distresses the blocks, therefore some blocks will be more distressed than others will, this is completely normal and does not affect the product performance.

## Staining

Some chemicals that are commonly used in gardens such as lawn feed containing Ferrous Sulphate can stain concrete products. Any chemicals that are spilt must be removed immediately by rinsing away with clean water. Please check the information on the instruction label of the container holding the chemical.

## As referred to in Tobermore's Conditions of Sale

A light power hose at medium pressure is generally all that is required to clean general dirt and grime. Any jointing material which is removed must be replaced. Do not use high pressure power washers as aggressive power-washing can damage the product surface. A trial area should be tested before large scale powerwashing takes place.

## Moss, Lichen and Algae

Thick growths of moss or lichen must be removed first by scraping out the joints and then treating the area with a moss killer such as anti-moss paving cleaner. Anti-moss is designed to remove moss, lichens and algae. It is best applied in dry weather. After being applied it will take a few days to be fully effective. Once the moss and lichens have been killed, they can easily be brushed off. Anti-moss also leaves a residue in the sand joint which will help reduce the likelihood of re-growth. The manufacturer's instructions should always be followed when using any cleaning agent.

## Weeds

Large weeds should be removed by hand and then the area treated with a weed killer (available from any good garden centre). Smaller weeds can then be treated directly with weed killer and these weeds should start to die within days. The manufacturer's instructions should always be followed when using any weed killing agent.

## Block Paving Sealer

It is possible to seal block paving with a resin material which combats staining and weed growth and which also enhances colour and appearance. The acrylic sealer is sprayed onto the block paving and forms a 'skin' on top of the paving and the jointing material giving an easily maintained finish. The manufacturer's instructions should always be followed when using any sealing agent.

## FOR HYDROPAVE PRODUCTS

### Installation - Hydropave

Tobermore recommends that its Hydropave products be installed in conjunction with a BS EN 7533-13:2009 designed permeable paving system.

**Note:** A permeable paving design relies heavily on using the correct aggregates. Prior to installation, we would ask you to test both the 4/20mm coarse graded aggregate and also the 6.3-2mm bedding and jointing grit as per the relevant British Standard specification (BS EN 13242:2002). In particular, the material should be categorised as LA20 according to Table 9, SZ18 according to Table 10 and MDE15 according to Table 11 within this standard. The grit should be insoluble in dilute hydrochloric acid and should be naturally occurring material. In our experience, incorrect use of aggregates is one of the most common reasons for failure of a permeable paving system.

### Joint Filling

All joints must be filled to the top with 6.3 – 2mm grit to prevent movement and spalling of the blocks. We recommend that after a few weeks use, any joints which have settled and are not full, are topped up with grit. Joints should be kept filled at all times. You will need approximately one tonne of grit for every 100m<sup>2</sup> of 80mm paving.

**Note:** Care should be taken that the permeable joints do not become contaminated as work on the scheme is completed. Special care needs to be taken when soft landscaping is carried out so that soil does not enter the joints. When this type of work is being carried out, the surface of the permeable paving should be protected by an appropriate cover to protect the joints from being contaminated.

### Hydropave Maintenance

Please refer to Tobermore's detailed 'Permeable Paving Maintenance Guidelines' available on our website: [www.tobermore.co.uk](http://www.tobermore.co.uk)

## FOR EASYCLEAN PRODUCTS

### Handling & Installation

During installation, the surface should be protected at all times from scratching and abrasion.

Once the protective glue dot has been removed do not stack flags directly on top of each other.

Use a plate vibrator with a rubber mat.

Do not scratch the surface with tools. (Spade, trowel etc.)

### User advice

Do not drag garden furniture across the surface of the flags.

Do not pressure wash.

Do not use chemical cleaning products (e.g. solvents/acids).

## FOR FACING BRICK & COUNTRY STONE PRODUCTS

### Important Note:

Where the circumstances allow, it is beneficial to complete one building / structure using bricks taken from one batch and mixed on site from a minimum of 3 packs to avoid colour banding / shading. If the circumstances do not allow for this then it is important to minimise the possibility of banding / shading by always mixing bricks from 3 packs concurrently with some overlap between deliveries.

Where the site conditions allow, it will also be beneficial to take receipt of as many bricks as possible at an early stage to maximise colour consistency throughout the site.

### Installation – Facing Bricks

Please refer to Tobermore's detailed 'Guide to the use of Tobermore Concrete Bricks' available on our website: [www.tobermore.co.uk](http://www.tobermore.co.uk)

### Installation – Country Stone

Tobermore's Country Stone products are designed to recreate traditional stone sizes and to co-ordinate with standard cavity wall construction. When used in housing projects, a clear cavity must be retained.

All work must be protected during construction and must be designed and built in accordance with accepted industry standards and practice. Builders familiar with conventional brickwork will find that similar installation principles apply.

Joints can be finished flush or tooled depending on the overall effect required. Raked joints are not recommended. It is vital that all horizontal and vertical joints between Country Stone blocks must be compacted and free from voids. Shell bedding should not be used.

### Good Practice during Construction - Facing Bricks & Country Stone

- If mortar dry's on the surface of the bricks it will stain the product and may not be removed.
- Mortar extruding from joints should be removed when the mortar is wet and during the process of laying.
- Any mortar smears on the brick surface should be removed by dry or wet brushing.
- Scaffolding should be installed as per regulatory instructions. Please note that mortar can drop and hit the scaffolding and then also go onto the wall. You should inspect the work area at all times to ensure the brick surface remains mortar free.
- When it rains be careful that any wet mortar on the scaffolding does not get 'splashed' onto the wall.
- When work stops or is interrupted by inclement weather conditions, brickwork should be protected immediately with polythene sheeting that is held in place with a suitable fixing. If new brickwork is not protected efflorescence, patchy mortar colour, patchy brickwork and staining can occur.
- Bricks should always be covered with polythene sheets to avoid getting damp or dirty when not being used.

### General Cleaning Advice - Facing Bricks & Country Stone

- It is always important to keep bricks as clean as possible while laying and tooling. See Good Practice above.
- If mortar has been allowed to dry on the surface of the bricks the options you have to clean it off are as follows; Each process should be tested first and should ensure the facing bricks are not damaged - Dry brushing b. Wet brushing c. Using a 'like coloured' brick to rub the stained brick d. Pressure washing - should only be used as a last resort as it will damage the surface and the mortar joint if not completed correctly (this method cannot be attempted until the area has been allowed to set for a minimum of 7 days).
- Acid cleaning should be avoided.

### Movement Joints and Mortar Guidance - Facing Bricks & Country Stone

1. NHBC recommends that walls constructed of concrete masonry units should have vertical movement joints included every 6m to allow for drying/shrinkage, see PD6697:2019, maximum ratio for brickwork panels is to be 3:1 length : height. PD6697:2019 gives advice on joint positions, the benefit of brickwork reinforcement at window openings is also covered in the same document. Movement joints should be planned prior to commencing any construction to enable them to be concealed behind down pipes etc. and ensure the aesthetics of buildings are maintained.
2. It is important to ensure that the mortar specified for the construction is suitable for the contract, see table 15 of PD6697:2019 - class M4 is the maximum recommended for normal external masonry walls. This should not be exceeded when using Tobermore Concrete facing bricks and Country Stone Walling.
3. We would recommend that you discuss this guidance with all parties involved in the design, construction and installation of the scheme. We also recommend that you refer to BS EN 1996-1-1 and PD6697:2019.
4. Specific professional advice should be obtained at all times before commencing building work.

### Important Guidance Information: Tobermore Concrete Facing and Country Stone Walling

1. Professional advice, specific to the project, should be sought before commencement of the building work.
2. Tobermore Facing Bricks have different properties to clay bricks especially in relation to moisture movement. Please refer to 'Guide to the Use of Tobermore Concrete Facing Bricks', which is available on request or at [www.tobermore.co.uk](http://www.tobermore.co.uk)
3. Tobermore recommends that vertical movement joints be spaced at no more than 6m apart. Panels of brickwork where the length: height ratio exceeds 3 are particularly vulnerable to cracking; if they cannot be avoided, they should include movement joints at closer centres.
4. Movement joints should be planned prior to any construction so that they can be concealed behind drainpipes etc. Further guidance on moisture movement is available in the 'Guide to the Use of Tobermore Concrete Facing Bricks' and BSI documents BSEN 1996 (Eurocode 6) and PD 6697 (Recommendations for Design).
5. It is important to ensure that the mortar specified is suitable for the construction, see Table 15 of PD 6697. Mortar of strength class M4 will generally be suitable. Please refer to 'Guide to the use of Tobermore concrete facing bricks', which is available on request.
6. When building with dissimilar materials allowances should be made for differential movement. Design guidance from a structural engineer should be sought when combining dissimilar materials such as clay and concrete facing bricks. Examples of using dissimilar materials would be where a clay brick is used to build up to the dpc level and then Tobermore concrete facing bricks are used above the dpc. In some circumstances the dpc acts as a slip plane to separate the two materials which helps to dissipate tensile stress. However expert guidance should always be sought as to ensure structural stability as further slip planes or bed reinforcement may need to be incorporated into the design.
7. It is recommended that this guidance is discussed with all persons involved in the design and construction of the building work.

## FOR SECURA PRODUCTS

### Installation - Secura

All Secura products should be installed in accordance with British Standard BS8002. When constructing a retaining wall, ensure that you follow the design provided by the scheme engineer.



## Contact Us

### Telephone

GB: 0844 800 5736

NI: 028 7964 2411

ROI: 048 7964 2411

### Email (NI & GB)

[technical@tobermore.co.uk](mailto:technical@tobermore.co.uk)

[sales@tobermore.co.uk](mailto:sales@tobermore.co.uk)

[tobermore.co.uk](http://tobermore.co.uk)

### Email (ROI)

[roisales@tobermore.ie](mailto:roisales@tobermore.ie)

[tobermore.ie](http://tobermore.ie)

## Tobermore Paving Centres

### Bangor

028 9185 2545

[bangoroffice@tobermore.co.uk](mailto:bangoroffice@tobermore.co.uk)

